

Job Name: 25-2649 - The Laurel Assisted Living Facility
 Job Location: Bowling Green, KY
 Contractor: Infinity Pipeline, Inc.

Plant: Beaver Dam, KY

Tech: K. Cardwell

11/3/2025 3:18:38 PM

PC: E. Bradley



Structure ID: LS-38

P1 BX2424-08BA54

BOX BASE 8inW, 8inF F/n

- P3) 18" x 18" - CASTING HEIGHT - 4"
- P2) 24" x 24" - CB FLAT TOP 8"W w/18"x18" F/G F/F - 8"
- P1) 24" x 24" - BOX BASE 8inW, 8inF F/n - 54"
- 1) CASTING - HOE 165A F/G
- 1) 24" x 24" - Conseal CS-102 1.00"
- 1) 18" x 18" - Conseal CS-102 1.00"
- 1) Hole - 24"

0 lb
 857 lb
 5486 lb
 138 lb
 0 lb
 0 lb
 0 lb

 6481 lb

- Structure Notes:**
1. PER ASTM C-913 SPECS
 2. CONCRETE: 4,500 PSI AT 28 DAYS
 3. REINFORCEMENT: #5 BAR @ 12" C.C. E.W. (GRADE 60) - 2" MIN. REBAR CLEARANCE (TYP)
 4. HOE 165-A FRAME & GRATE SUPPLIED BY ICAST

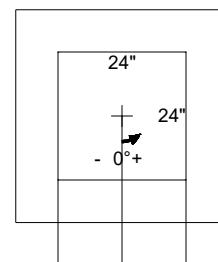
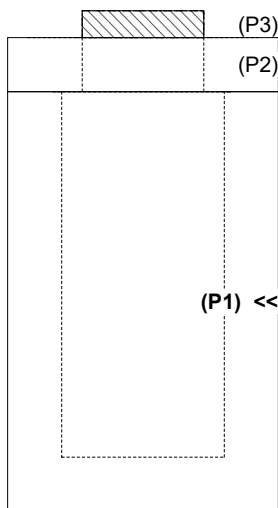
Structure Total: 6481 lb

Rim: 546.59' Rim to Invert: 5.72' Slack: 2.64" Sump: 0" Step Position:

Position	Elev	Angle	Ext. (cw)	Pipe	Pipe OD	Connector	Hole	Horz Size	Up ()	Offset
Invert 1	540.87'	0°	20"	18" HDPE	21.2"	Hole 24	24"	24"	-1.6"	0"
Invert 2										
Invert 3										
Invert 4										
Invert 5										
Invert 6										
Invert 7										
Invert 8										

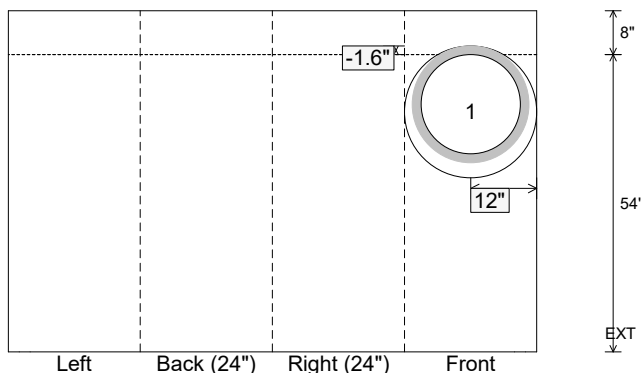
RIGHT-SIDE UP VIEW (int. dimensions)

UPSIDE-DOWN VIEW (int. dimensions)



Invert: 1
 Degree: 0°
 Horz: 12"
 Hole: 24"
 Up(): -1.6"

INSIDE WALL DIMENSIONS



Coating (Int):
 Coating (Ext):

Seam Up: Flat
 Seam Dn: n/a

Wall Thickness: 8"
 Floor Height: 8"

Height (Int): 54"
 Height (Ext): 62"

Weight (Net): 5486 lb
 Volume (Net): 1.4cu.yd