

Job Name: 25-2649 - The Laurel Assisted Living Facility
Job Location: Bowling Green, KY
Contractor: Infinity Pipeline, Inc.

PC: E. Bradley
 TECH: K. Cardwell
 Plant: Beaver Dam, KY



Structure ID: **LS-34**

Spec: Storm
 Type: BX 6inW, 6inF
 Size: 18" x 18"

Rim: 551.63'
 Invert: 549.01'
 Rim to Invert: 2.62'

Sump: 0"
 Floor (Top): 549.01'
 Floor Height: 6"

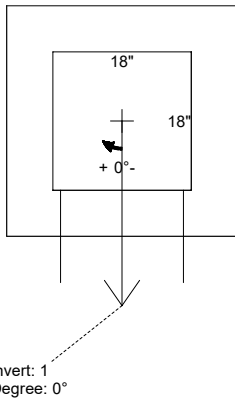
Floor (Bot): 548.51'
 Overall Height: 2.917'
 Slack: 2.44"

Structure Notes:

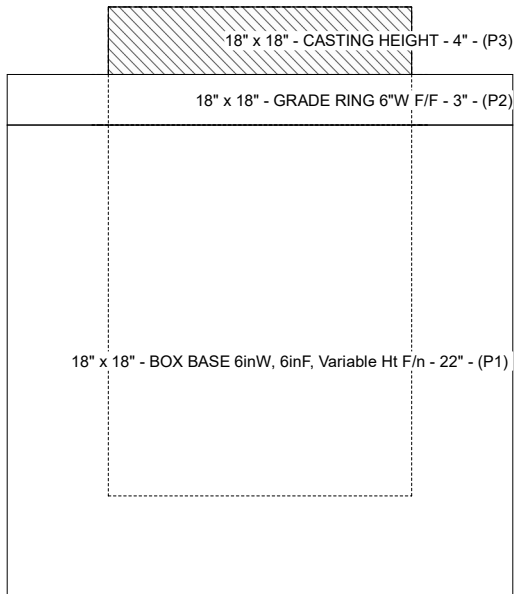
1. PER ASTM C-913 SPECS
2. CONCRETE: 4,500 PSI AT 28 DAYS
3. REINFORCEMENT: #4 BAR @ 12" C.C. E.W. (GRADE 60)
4. HOE 165-A FRAME & GRATE SUPPLIED BY ICAST

STRUCTURE SUMMARY:

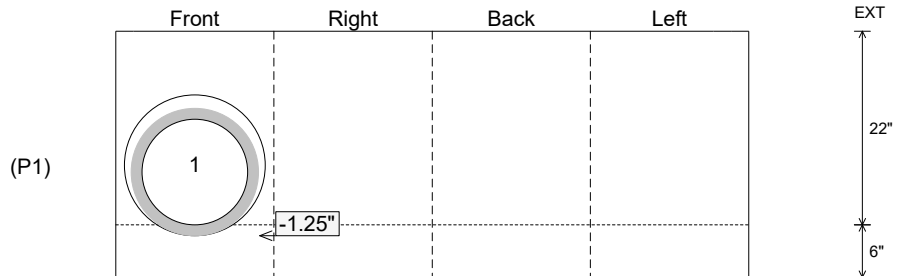
- P3) 18" x 18" - CASTING HEIGHT - 4" 0 lb
- P2) 18" x 18" - GRADE RING 6"W F/F - 3" 145 lb
- P1) 18" x 18" - BOX BASE 6inW, 6inF, Variable Ht F/n - 22" 1415 lb
- 1) CASTING - HOE 165A F/G 138 lb
- 2) 18" x 18" - Conseal CS-102 1.00" 0 lb
- 1) Hole - 16 0 lb
- Structure Total: 1698 lb**



Position	Elev	Angle	Pipe	Pipe OD	Hole	Connector	Up ()	Ref
Rim	551.63'							
Reducer								
Invert 1	549.01'	0°	12" HDPE	14.5"	16"	Hole 16	-1.25"	P1
Invert 2								
Invert 3								
Invert 4								
Invert 5								
Invert 6								
Invert 7								
Invert 8								



Cast (Int. Dim.) - Interior Dimensions



Submittal Drawing
 12/4/2025 2:52:09 PM

SUBMITTAL
 APPROVED BY: