

Job Name: 25-2649 - The Laurel Assisted Living Facility  
 Job Location: Bowling Green, KY  
 Contractor: Infinity Pipeline, Inc.

Plant: Beaver Dam, KY

Tech: K. Cardwell

12/4/2025 2:57:45 PM

PC: E. Bradley



**Structure ID: LS-34**

**P1 BX18180606VF**

**BOX BASE 6inW, 6inF, Variable Ht F/n**

- P3) 18" x 18" - CASTING HEIGHT - 4"
- P2) 18" x 18" - GRADE RING 6"W F/F - 3"
- P1) 18" x 18" - BOX BASE 6inW, 6inF, Variable Ht F/n - 22"
- 1) CASTING - HOE 165A F/G
- 2) 18" x 18" - Conseal CS-102 1.00"
- 1) Hole - 16

0 lb  
 145 lb  
 1415 lb  
 138 lb  
 0 lb  
 0 lb

Structure Total: 1698 lb

Structure Notes:

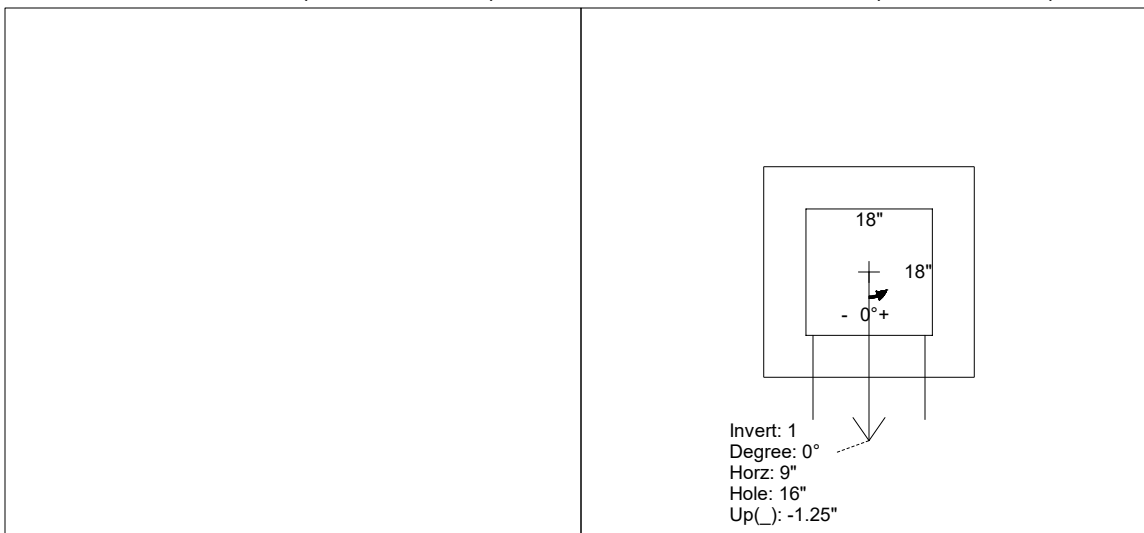
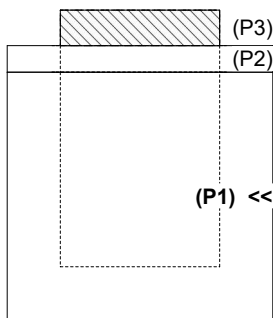
1. PER ASTM C-913 SPECS
2. CONCRETE: 4,500 PSI AT 28 DAYS
3. REINFORCEMENT: #4 BAR @ 12" C.C. E.W. (GRADE 60) - 2" MIN. REBAR CLEARANCE (TYP)
4. HOE 165-A FRAME & GRATE SUPPLIED BY ICAST

Rim: 551.63' Rim to Invert: 2.62' Slack: 2.44" Sump: 0" Step Position:

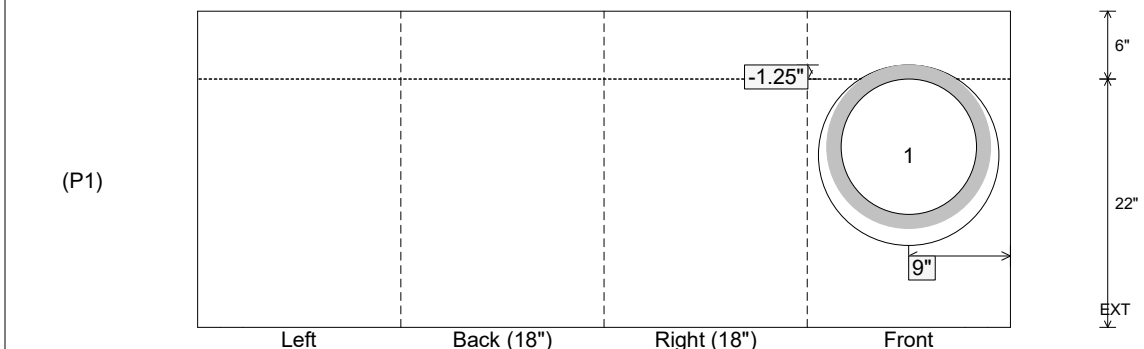
Position	Elev	Angle	Ext. (cw)	Pipe	Pipe OD	Connector	Hole	Horz Size	Up ( )	Offset
Invert 1	549.01'	0°	15"	12" HDPE	14.5"	Hole 16	16"	16"	-1.25"	0"
Invert 2										
Invert 3										
Invert 4										
Invert 5										
Invert 6										
Invert 7										
Invert 8										

RIGHT-SIDE UP VIEW (int. dimensions)

UPSIDE-DOWN VIEW (int. dimensions)



INSIDE WALL DIMENSIONS



Coating (Int):  
 Coating (Ext):

Seam Up: Flat  
 Seam Dn: n/a

Wall Thickness: 6"  
 Floor Height: 6"

Height (Int): 22"  
 Height (Ext): 28"

Weight (Net): 1415 lb  
 Volume (Net): 0.36cu.yd