

Job Name: 25-2649 - The Laurel Assisted Living Facility
 Job Location: Bowling Green, KY
 Contractor: Infinity Pipeline, Inc.

Plant: Beaver Dam, KY

Tech: K. Cardwell

12/4/2025 2:58:05 PM

PC: E. Bradley



Structure ID: LS-33

P2 BX1818-06RVF

BOX RISER 6inW, Variable Ht F/G

- P3) 18" x 18" - CASTING HEIGHT - 4"
- P2) 18" x 18" - BOX RISER 6inW, Variable Ht F/G - 11"
- P1) 18" x 18" - BOX BASE 6inW, 6inF T/n - 24"
- 1) CASTING - HOE 165A F/G
- 2) 18" x 18" - Conseal CS-102 1.00"
- 2) Hole - 16

0 lb
 532 lb
 1411 lb
 138 lb
 0 lb
 0 lb

Structure Total: 2080 lb

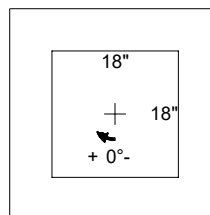
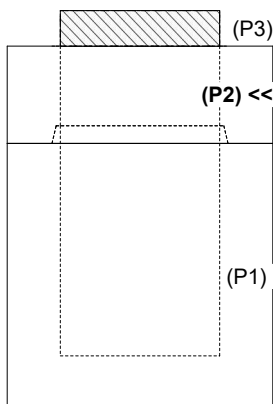
Structure Notes:

1. PER ASTM C-913 SPECS
2. CONCRETE: 4,500 PSI AT 28 DAYS
3. REINFORCEMENT: #4 BAR @ 12" C.C. E.W. (GRADE 60) - 2" MIN. REBAR CLEARANCE (TYP)
4. HOE 165-A FRAME & GRATE SUPPLIED BY ICAST

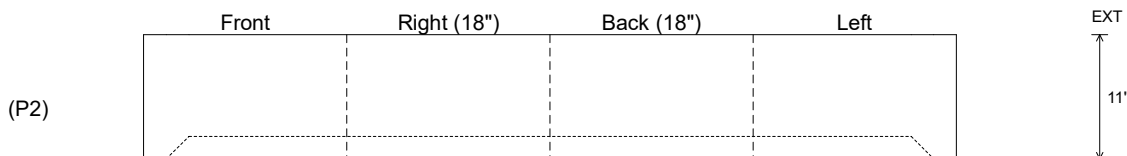
Rim: 551.93' Rim to Invert: 3.43' Slack: 2.16" Sump: 0" Step Position:

Position	Elev	Angle	Ext. (cw)	Pipe	Pipe OD	Connector	Hole	Horz Size	Up ()	Offset
Invert 1										
Invert 2										
Invert 3										
Invert 4										
Invert 5										
Invert 6										
Invert 7										
Invert 8										

RIGHT-SIDE UP VIEW (int. dimensions)



INSIDE WALL DIMENSIONS



Coating (Int):
 Coating (Ext):

Seam Up: Flat
 Seam Dn: Groove

Wall Thickness: 6"
 Floor Height: 0"

Height (Int): 11"
 Height (Ext): 11"

Weight (Net): 532 lb
 Volume (Net): 0.14cu.yd