

Job Name: 25-2649 - The Laurel Assisted Living Facility  
 Job Location: Bowling Green, KY  
 Contractor: Infinity Pipeline, Inc.

Plant: Beaver Dam, KY  
 10/24/2025 7:27:44 AM

Tech: K. Cardwell  
 PC: E. Bradley



**Structure ID: LS-26**

**P1 BX2436-08BVF**

**BOX BASE 8inW, 8inF, Variable Ht F/n**

- P2) 24" x 36" - CASTING HEIGHT - 6"
- P1) 24" x 36" - BOX BASE 8inW, 8inF, Variable Ht F/n - 21"
- 1) CASTING - HOE 470 SET LV (F/G/H)
- 1) 24" x 36" - Conseal CS-102 1.00"
- 1) Hole - 14

0 lb  
 3436 lb  
 394 lb  
 0 lb  
 0 lb  
 -----  
 Structure Total: 3830 lb

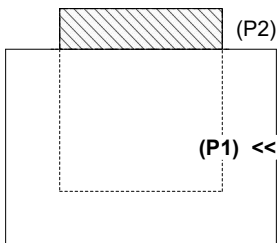
- Structure Notes:
1. PER ASTM C-913 SPECS
  2. CONCRETE: 4,500 PSI AT 28 DAYS
  3. REINFORCEMENT: #5 BAR @ 12" C.C. E.W. (GRADE 60) - 2" MIN. REBAR CLEARANCE (TYP)
  4. HOE 470 FRAME, L-VANE GRATE, & CURB HOOD SUPPLIED BY ICAST

Rim: 550.44' Rim to Invert: 2.44' Slack: 2.28" Sump: 0" Step Position:

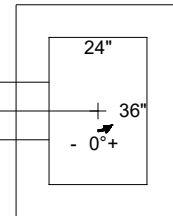
Position	Elev	Angle	Ext. (cw)	Pipe	Pipe OD	Connector	Hole	Horz Size	Up ( )	Offset
Invert 1	548'	270°	26"	10" HDPE	11.4"	Hole 14	14"	14"	-0.7"	0"
Invert 2										
Invert 3										
Invert 4										
Invert 5										
Invert 6										
Invert 7										
Invert 8										

RIGHT-SIDE UP VIEW (int. dimensions)

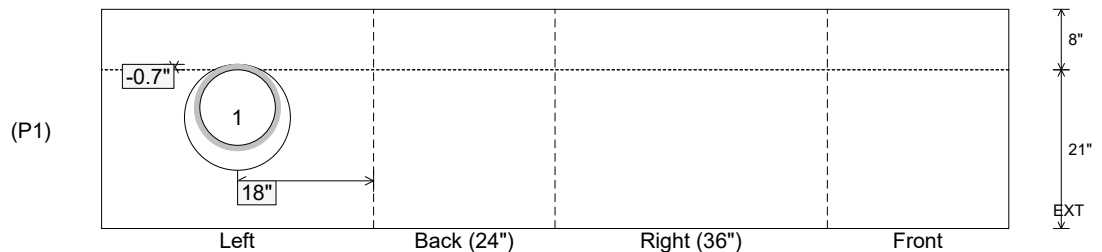
UPSIDE-DOWN VIEW (int. dimenions)



Invert: 1  
 Degree: 270°  
 Horz: 18"  
 Hole: 14"  
 Up( ): -0.7"



INSIDE WALL DIMENSIONS



Coating (Int):  
 Coating (Ext):

Seam Up: Flat  
 Seam Dn: n/a

Wall Thickness: 8"  
 Floor Height: 8"

Height (Int): 21"  
 Height (Ext): 29"

Weight (Net): 3436 lb  
 Volume (Net): 0.88cu.yd