

Job Name: 25-2649 - The Laurel Assisted Living Facility
 Job Location: Bowling Green, KY
 Contractor: Infinity Pipeline, Inc.

Plant: Beaver Dam, KY
 10/24/2025 7:27:43 AM

Tech: K. Cardwell
 PC: E. Bradley



Structure ID: LS-25

P1 BX2436-08BA30

BOX BASE 8inW, 8inF F/n

- P2) 24" x 36" - CASTING HEIGHT - 6"
- P1) 24" x 36" - BOX BASE 8inW, 8inF F/n - 30"
- 1) CASTING - HOE 470 SET LV (F/G/H)
- 1) 24" x 36" - Conseal CS-102 1.00"
- 1) Hole - 16
- 1) Hole - 14

0 lb
 4194 lb
 394 lb
 0 lb
 0 lb
 0 lb

 Structure Total: 4588 lb


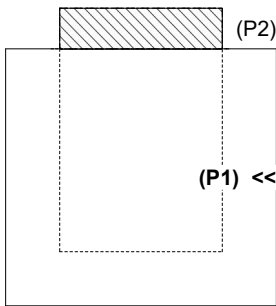
- Structure Notes:**
1. PER ASTM C-913 SPECS
 2. CONCRETE: 4,500 PSI AT 28 DAYS
 3. REINFORCEMENT: #5 BAR @ 12" C.C. E.W. (GRADE 60) - 2" MIN. REBAR CLEARANCE (TYP)
 4. HOE 470 FRAME, L-VANE GRATE, & CURB HOOD SUPPLIED BY ICAST

Rim: 550.44' Rim to Invert: 3.19' Slack: 2.28" Sump: 0" Step Position:

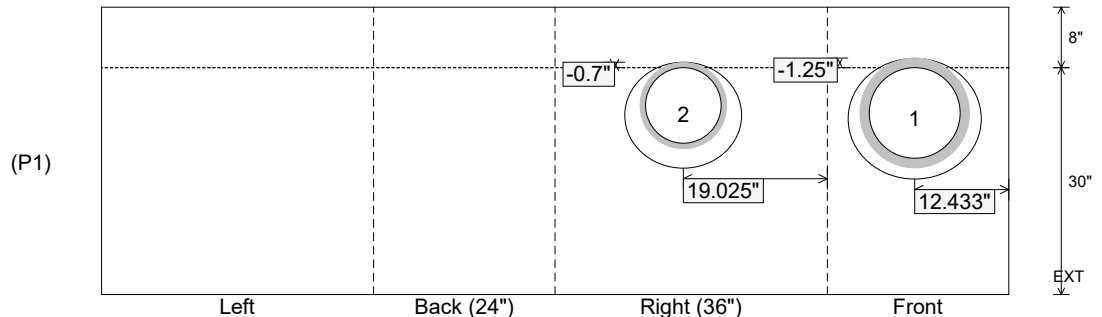
Position	Elev	Angle	Ext. (cw)	Pipe	Pipe OD	Connector	Hole	Horz Size	Up ()	Offset
Invert 1	547.25'	335°	16.703"	12" HDPE	14.5"	Hole 16	16"	17.654"	-1.25"	8"
Invert 2	547.25'	65°	23.294"	10" HDPE	11.4"	Hole 14	14"	15.447"	-0.7"	6"
Invert 3										
Invert 4										
Invert 5										
Invert 6										
Invert 7										
Invert 8										

RIGHT-SIDE UP VIEW (int. dimensions)

UPSIDE-DOWN VIEW (int. dimenions)



INSIDE WALL DIMENSIONS



Coating (Int):
 Coating (Ext):

Seam Up: Flat
 Seam Dn: n/a

Wall Thickness: 8"
 Floor Height: 8"

Height (Int): 30"
 Height (Ext): 38"

Weight (Net): 4194 lb
 Volume (Net): 1.07cu.yd