

Job Name: 25-2649 - The Laurel Assisted Living Facility
 Job Location: Bowling Green, KY
 Contractor: Infinity Pipeline, Inc.

Plant: Beaver Dam, KY
 12/12/2025 9:54:10 AM

Tech: K. Cardwell
 PC: E. Bradley



Structure ID: LS-18

P1 BX1818-06BA24

BOX BASE 6inW, 6inF F/n

- P4) 18" x 18" - CASTING HEIGHT - 4"
- P3) 18" x 18" - GRADE RING 6"W F/F - 3"
- P2) 18" x 18" - GRADE RING 6"W F/F - 3"
- P1) 18" x 18" - BOX BASE 6inW, 6inF F/n - 24"
- 1) CASTING - HOE 165A F/G
- 3) 18" x 18" - Conseal CS-102 1.00"
- 2) Hole - 16

- Structure Notes:**
1. PER ASTM C-913 SPECS
 2. CONCRETE: 4,500 PSI AT 28 DAYS
 3. REINFORCEMENT: #4 BAR @ 12" C.C. E.W. (GRADE 60) - 2" MIN. REBAR CLEARANCE (TYP)
 4. HOE 165-A FRAME & GRATE SUPPLIED BY ICAST


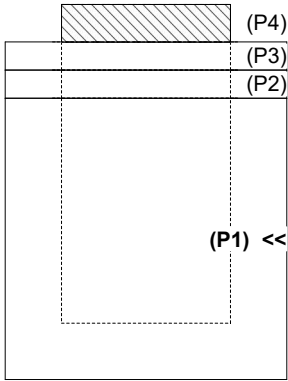
Structure Total: 1839 lb

Rim: 550.97' Rim to Invert: 2.99' Slack: 1.88" Sump: 0" Step Position:

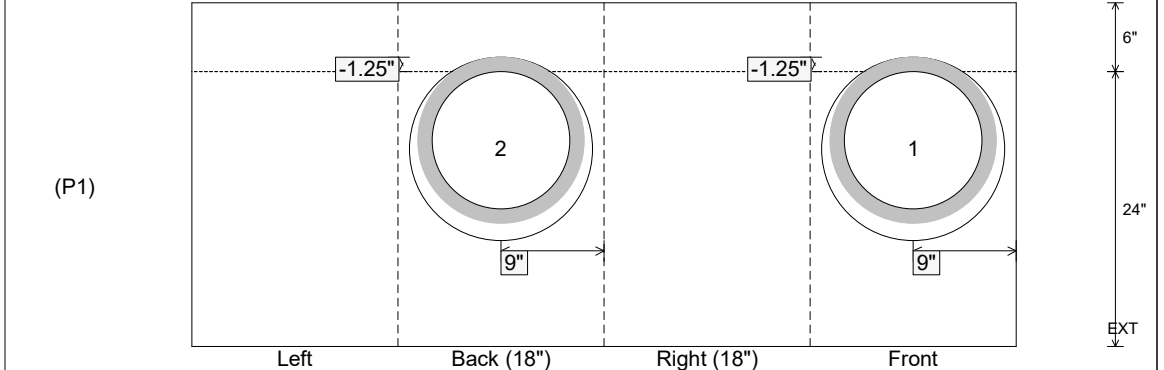
Position	Elev	Angle	Ext. (cw)	Pipe	Pipe OD	Connector	Hole	Horz Size	Up ()	Offset
Invert 1	547.98'	0°	15"	12" HDPE	14.5"	Hole 16	16"	16"	-1.25"	0"
Invert 2	547.98'	180°	15"	12" HDPE	14.5"	Hole 16	16"	16"	-1.25"	0"
Invert 3										
Invert 4										
Invert 5										
Invert 6										
Invert 7										
Invert 8										

RIGHT-SIDE UP VIEW (int. dimensions)

UPSIDE-DOWN VIEW (int. dimensions)



INSIDE WALL DIMENSIONS



Coating (Int):
 Coating (Ext):

Seam Up: Flat
 Seam Dn: n/a

Wall Thickness: 6"
 Floor Height: 6"

Height (Int): 24"
 Height (Ext): 30"

Weight (Net): 1411 lb
 Volume (Net): 0.36cu.yd