

Job Name: 25-2649 - The Laurel Assisted Living Facility  
 Job Location: Bowling Green, KY  
 Contractor: Infinity Pipeline, Inc.

Plant: Beaver Dam, KY  
 10/24/2025 7:28:13 AM

Tech: K. Cardwell  
 PC: E. Bradley



**Structure ID: LS-17**

**P2 BX1818-06RVF**

**BOX RISER 6inW, Variable Ht F/G**

- P3) 18" x 18" - CASTING HEIGHT - 4"
- P2) 18" x 18" - BOX RISER 6inW, Variable Ht F/G - 11"
- P1) 18" x 18" - BOX BASE 6inW, 6inF T/n - 24"
- 1) CASTING - HOE 165A F/G
- 2) 18" x 18" - Conseal CS-102 1.00"
- 2) Hole - 16

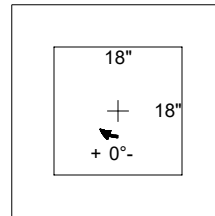
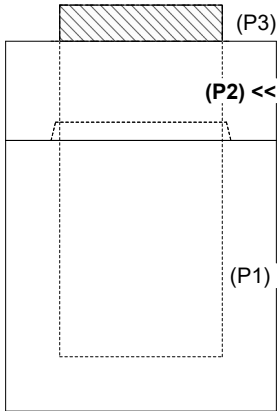
0 lb  
 532 lb  
 1411 lb  
 138 lb  
 0 lb  
 0 lb  
 -----  
 Structure Total: 2080 lb

- Structure Notes:
1. PER ASTM C-913 SPECS
  2. CONCRETE: 4,500 PSI AT 28 DAYS
  3. REINFORCEMENT: #4 BAR @ 12" C.C. E.W. (GRADE 60) - 2" MIN. REBAR CLEARANCE (TYP)
  4. HOE 165-A FRAME & GRATE SUPPLIED BY ICAST

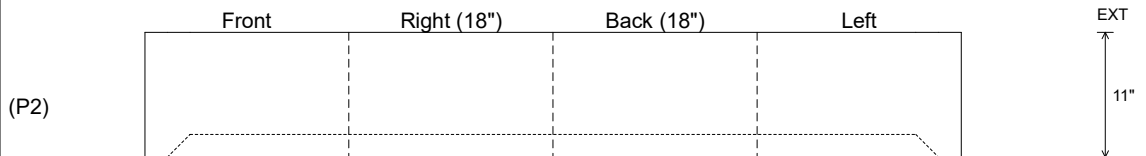
Rim: 550.85' Rim to Invert: 3.41' Slack: 1.92" Sump: 0" Step Position:

Position	Elev	Angle	Ext. (cw)	Pipe	Pipe OD	Connector	Hole	Horz Size	Up ( )	Offset
Invert 1										
Invert 2										
Invert 3										
Invert 4										
Invert 5										
Invert 6										
Invert 7										
Invert 8										

**RIGHT-SIDE UP VIEW (int. dimensions)**



**INSIDE WALL DIMENSIONS**



Coating (Int):  
 Coating (Ext):

Seam Up: Flat  
 Seam Dn: Groove

Wall Thickness: 6"  
 Floor Height: 0"

Height (Int): 11"  
 Height (Ext): 11"

Weight (Net): 532 lb  
 Volume (Net): 0.14cu.yd