

Job Name: 25-2649 - The Laurel Assisted Living Facility
Job Location: Bowling Green, KY
Contractor: Infinity Pipeline, Inc.

PC: E. Bradley
 TECH: K. Cardwell
 Plant: Beaver Dam, KY



Structure ID: **LS-16**
 Spec: Storm
 Type: BX 6inW, 6inF
 Size: 18" x 18"

Rim: 551.46'
 Invert: 547.15'
 Rim to Invert: 4.31'

Sump: 0"
 Floor (Top): 547.15'
 Floor Height: 6"

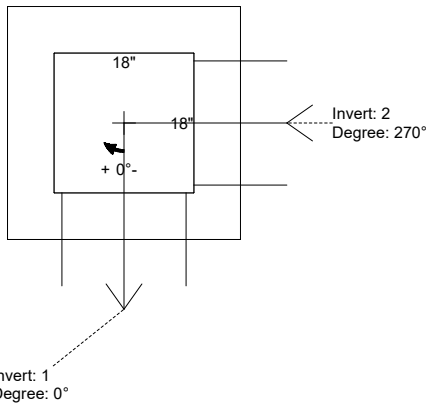
Floor (Bot): 546.65'
 Overall Height: 4.583'
 Slack: 2.72"

Structure Notes:

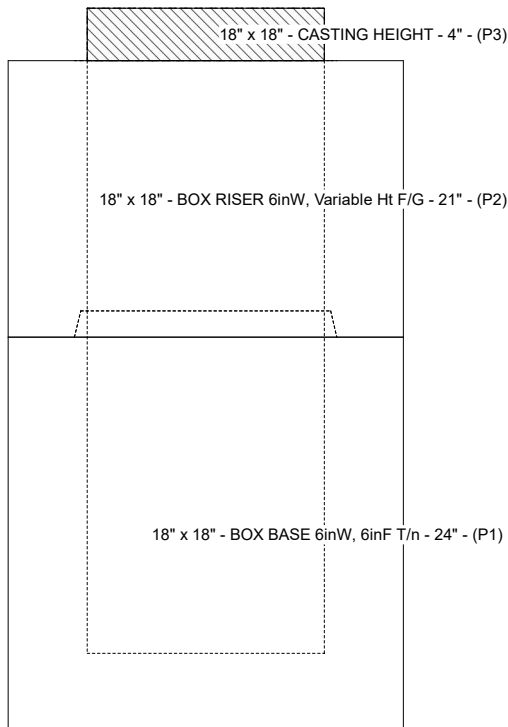
1. PER ASTM C-913 SPECS
2. CONCRETE: 4,500 PSI AT 28 DAYS
3. REINFORCEMENT: #4 BAR @ 12" C.C. E.W. (GRADE 60)
4. HOE 165-A FRAME & GRATE SUPPLIED BY ICAST

STRUCTURE SUMMARY:

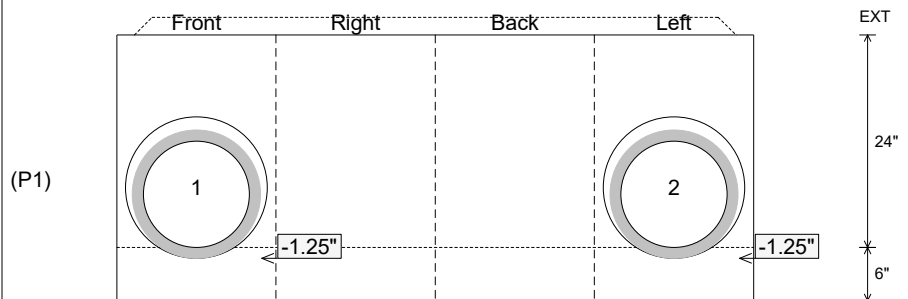
P3) 18" x 18" - CASTING HEIGHT - 4" 0 lb
 P2) 18" x 18" - BOX RISER 6inW, Variable Ht F/G - 21" 1015 lb
 P1) 18" x 18" - BOX BASE 6inW, 6inF T/n - 24" 1411 lb
 1) CASTING - HOE 165A F/G 138 lb
 2) 18" x 18" - Conseal CS-102 1.00" 0 lb
 2) Hole - 16 0 lb
 Structure Total: 2564 lb



Position	Elev	Angle	Pipe	Pipe OD	Hole	Connector	Up ()	Ref
Rim	551.46'							
Reducer								
Invert 1	547.15'	0°	12" HDPE	14.5"	16"	Hole 16	-1.25"	P1
Invert 2	547.15'	270°	12" HDPE	14.5"	16"	Hole 16	-1.25"	P1
Invert 3								
Invert 4								
Invert 5								
Invert 6								
Invert 7								
Invert 8								



Cast (Int. Dim.) - Interior Dimensions



Submittal Drawing
 10/24/2025 6:36:05 AM

SUBMITTAL
 APPROVED BY: