

Job Name: 25-2649 - The Laurel Assisted Living Facility  
 Job Location: Bowling Green, KY  
 Contractor: Infinity Pipeline, Inc.

Plant: Beaver Dam, KY  
 10/24/2025 7:27:42 AM

Tech: K. Cardwell  
 PC: E. Bradley



**Structure ID: LS-16**

**P1 BX1818-06BA24**

**BOX BASE 6inW, 6inF T/n**

- P3) 18" x 18" - CASTING HEIGHT - 4"
- P2) 18" x 18" - BOX RISER 6inW, Variable Ht F/G - 21"
- P1) 18" x 18" - BOX BASE 6inW, 6inF T/n - 24"
- 1) CASTING - HOE 165A F/G
- 2) 18" x 18" - Conseal CS-102 1.00"
- 2) Hole - 16

0 lb  
 1015 lb  
 1411 lb  
 138 lb  
 0 lb  
 0 lb  
 -----  
 Structure Total: 2564 lb

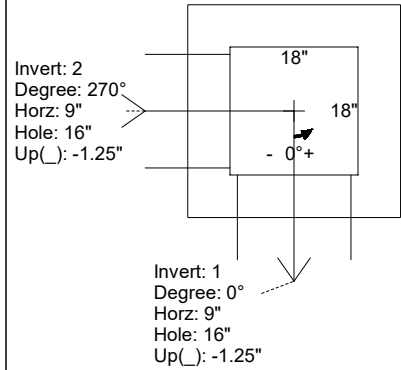
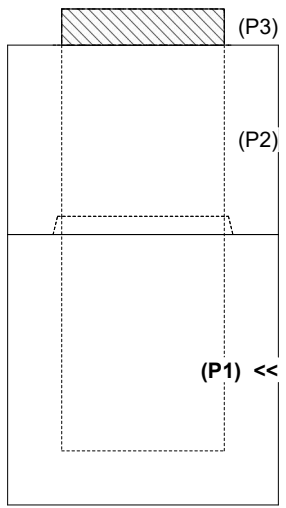
- Structure Notes:
1. PER ASTM C-913 SPECS
  2. CONCRETE: 4,500 PSI AT 28 DAYS
  3. REINFORCEMENT: #4 BAR @ 12" C.C. E.W. (GRADE 60) - 2" MIN. REBAR CLEARANCE (TYP)
  4. HOE 165-A FRAME & GRATE SUPPLIED BY ICAST

Rim: 551.46' Rim to Invert: 4.31' Slack: 2.72" Sump: 0" Step Position:

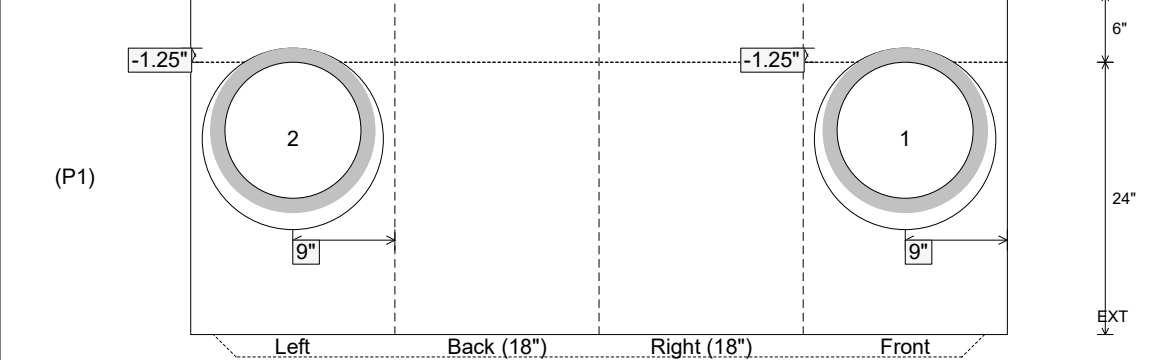
Position	Elev	Angle	Ext. (cw)	Pipe	Pipe OD	Connector	Hole	Horz Size	Up ( )	Offset
Invert 1	547.15'	0°	15"	12" HDPE	14.5"	Hole 16	16"	16"	-1.25"	0"
Invert 2	547.15'	270°	15"	12" HDPE	14.5"	Hole 16	16"	16"	-1.25"	0"
Invert 3										
Invert 4										
Invert 5										
Invert 6										
Invert 7										
Invert 8										

RIGHT-SIDE UP VIEW (int. dimensions)

UPSIDE-DOWN VIEW (int. dimensions)



INSIDE WALL DIMENSIONS



Coating (Int): Coating (Ext):	Seam Up: Tongue Seam Dn: n/a	Wall Thickness: 6" Floor Height: 6"	Height (Int): 24" Height (Ext): 30"	Weight (Net): 1411 lb Volume (Net): 0.36cu.yd
----------------------------------	---------------------------------	--	--	--