

Job Name: 25-2649 - The Laurel Assisted Living Facility
Job Location: Bowling Green, KY
Contractor: Infinity Pipeline, Inc.

PC: E. Bradley
 TECH: K. Cardwell
 Plant: Beaver Dam, KY



Structure ID: **LS-12**
 Spec: Storm
 Type: BX 8inW, 8inF
 Size: 24" x 36"

Rim: 551.1'
 Invert: 547.5'
 Rim to Invert: 3.6'

Sump: 0"
 Floor (Top): 547.5'
 Floor Height: 8"

Floor (Bot): 546.833'
 Overall Height: 4.083'
 Slack: 2.2"

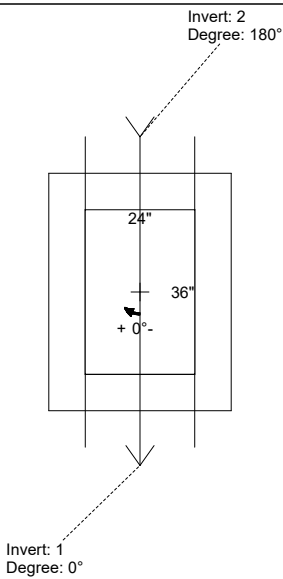
Structure Notes:

- PER ASTM C-913 SPECS
- CONCRETE: 4,500 PSI AT 28 DAYS
- REINFORCEMENT: #5 BAR @ 12" C.C. E.W. (GRADE 60)
- HOE 470 FRAME, L-VANE GRATE, & CURB HOOD SUPPLIED BY ICAST

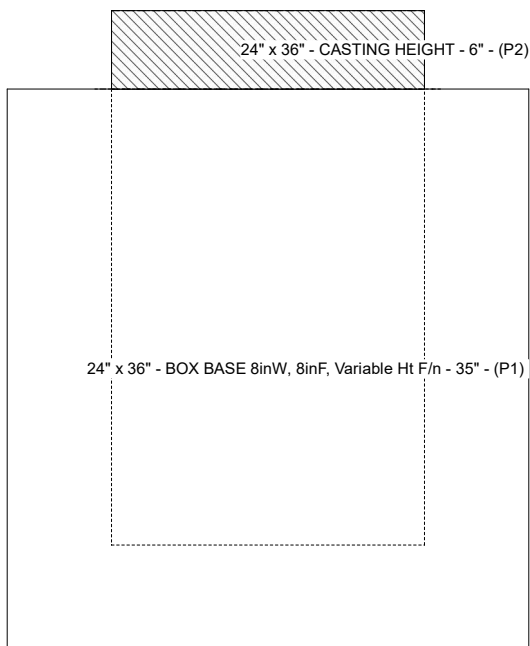
STRUCTURE SUMMARY:

P2) 24" x 36" - CASTING HEIGHT - 6" 0 lb
 P1) 24" x 36" - BOX BASE 8inW, 8inF, Variable Ht F/n - 35" 4512 lb
 1) CASTING - HOE 470 SET LV (F/G/H) 394 lb
 1) 24" x 36" - Conseal CS-102 1.00" 0 lb
 2) Hole - 24 0 lb

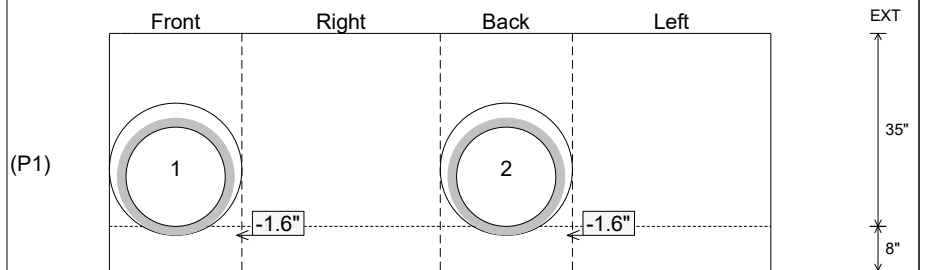
 Structure Total: 4906 lb



Position	Elev	Angle	Pipe	Pipe OD	Hole	Connector	Up (L)	Ref
Rim	551.1'							
Reducer								
Invert 1	547.5'	0°	18" HDPE	21.2"	24"	Hole 24	-1.6"	P1
Invert 2	547.5'	180°	18" HDPE	21.2"	24"	Hole 24	-1.6"	P1
Invert 3								
Invert 4								
Invert 5								
Invert 6								
Invert 7								
Invert 8								



Cast (Int. Dim.) - Interior Dimensions



Submittal Drawing
 12/12/2025 9:44:35 AM

SUBMITTAL
 APPROVED BY: