

Job Name: 25-2649 - The Laurel Assisted Living Facility
 Job Location: Bowling Green, KY
 Contractor: Infinity Pipeline, Inc.

Plant: Beaver Dam, KY
 12/12/2025 9:54:08 AM

Tech: K. Cardwell
 PC: E. Bradley



Structure ID: LS-12

P1 BX2436-08BVF

BOX BASE 8inW, 8inF, Variable Ht F/n

- P2) 24" x 36" - CASTING HEIGHT - 6"
- P1) 24" x 36" - BOX BASE 8inW, 8inF, Variable Ht F/n - 35"
- 1) CASTING - HOE 470 SET LV (F/G/H)
- 1) 24" x 36" - Conseal CS-102 1.00"
- 2) Hole - 24

0 lb
 4512 lb
 394 lb
 0 lb
 0 lb

 Structure Total: 4906 lb


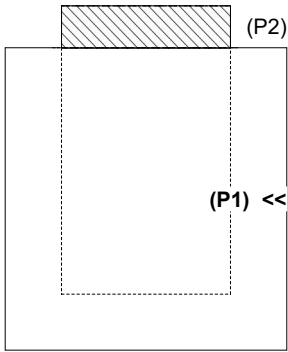
- Structure Notes:**
1. PER ASTM C-913 SPECS
 2. CONCRETE: 4,500 PSI AT 28 DAYS
 3. REINFORCEMENT: #5 BAR @ 12" C.C. E.W. (GRADE 60) - 2" MIN. REBAR CLEARANCE (TYP)
 4. HOE 470 FRAME, L-VANE GRATE, & CURB HOOD SUPPLIED BY ICAST

Rim: 551.1' Rim to Invert: 3.6' Slack: 2.2" Sump: 0" Step Position:

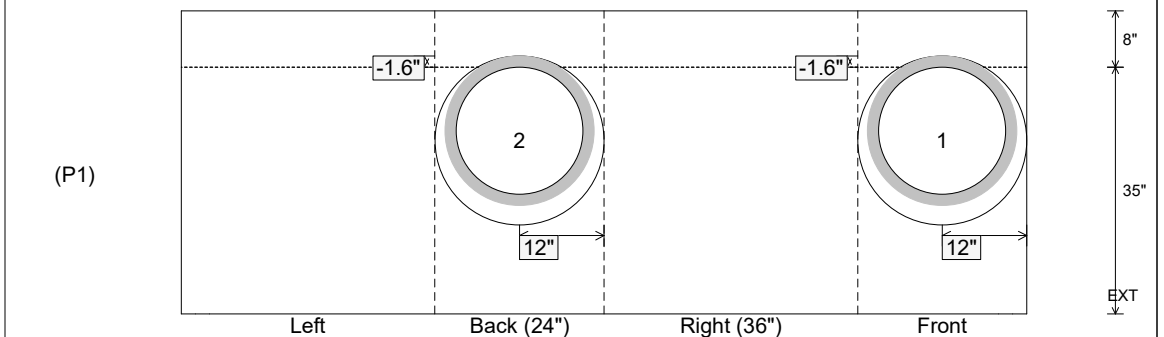
Position	Elev	Angle	Ext. (cw)	Pipe	Pipe OD	Connector	Hole	Horz Size	Up (L)	Offset
Invert 1	547.5'	0°	20"	18" HDPE	21.2"	Hole 24	24"	24"	-1.6"	0"
Invert 2	547.5'	180°	20"	18" HDPE	21.2"	Hole 24	24"	24"	-1.6"	0"
Invert 3										
Invert 4										
Invert 5										
Invert 6										
Invert 7										
Invert 8										

RIGHT-SIDE UP VIEW (int. dimensions)

UPSIDE-DOWN VIEW (int. dimensions)



INSIDE WALL DIMENSIONS



Coating (Int):
 Coating (Ext):

Seam Up: Flat
 Seam Dn: n/a

Wall Thickness: 8"
 Floor Height: 8"

Height (Int): 35"
 Height (Ext): 43"

Weight (Net): 4512 lb
 Volume (Net): 1.15cu.yd