

Job Name: 25-2642 Muhlenberg Co Opportunity Center
Job Location: Greenville, Ky
Contractor: Hazex Construction Company, Inc

PC: J.Jarvis
 TECH: C.Russ
 Plant: Beaver Dam



Structure ID: **CB C2**

Spec: Storm
 Type: BX 8inW, 8inF
 Size: 36" x 36"

Rim: 434'
 Invert: 430.75'
 Rim to Invert: 3.25'

Sump: 1.25"
 Floor (Top): 430.646'
 Floor Height: 8"

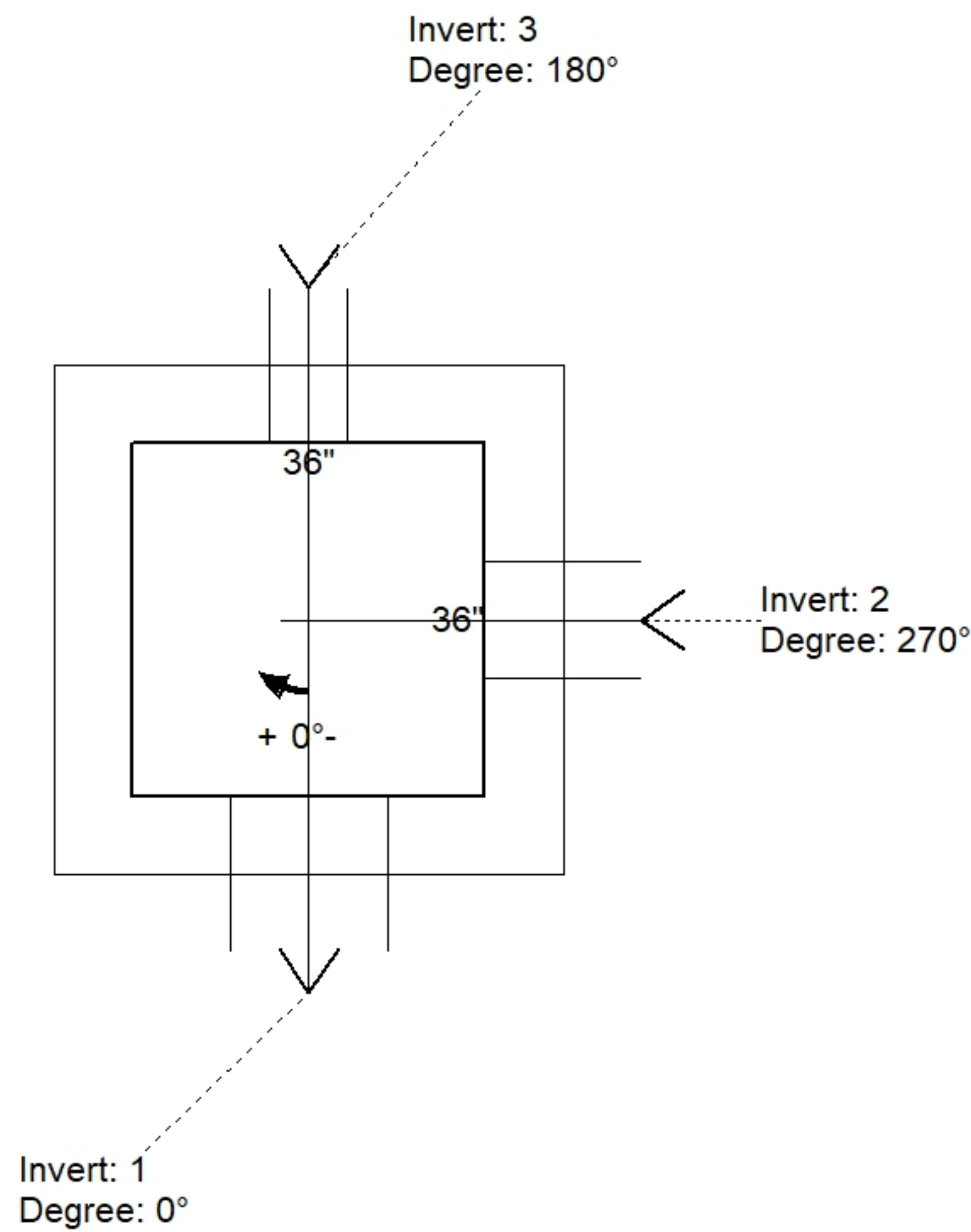
Floor (Bot): 429.979'
 Overall Height: 4'
 Slack: 0.25"

Structure Notes:

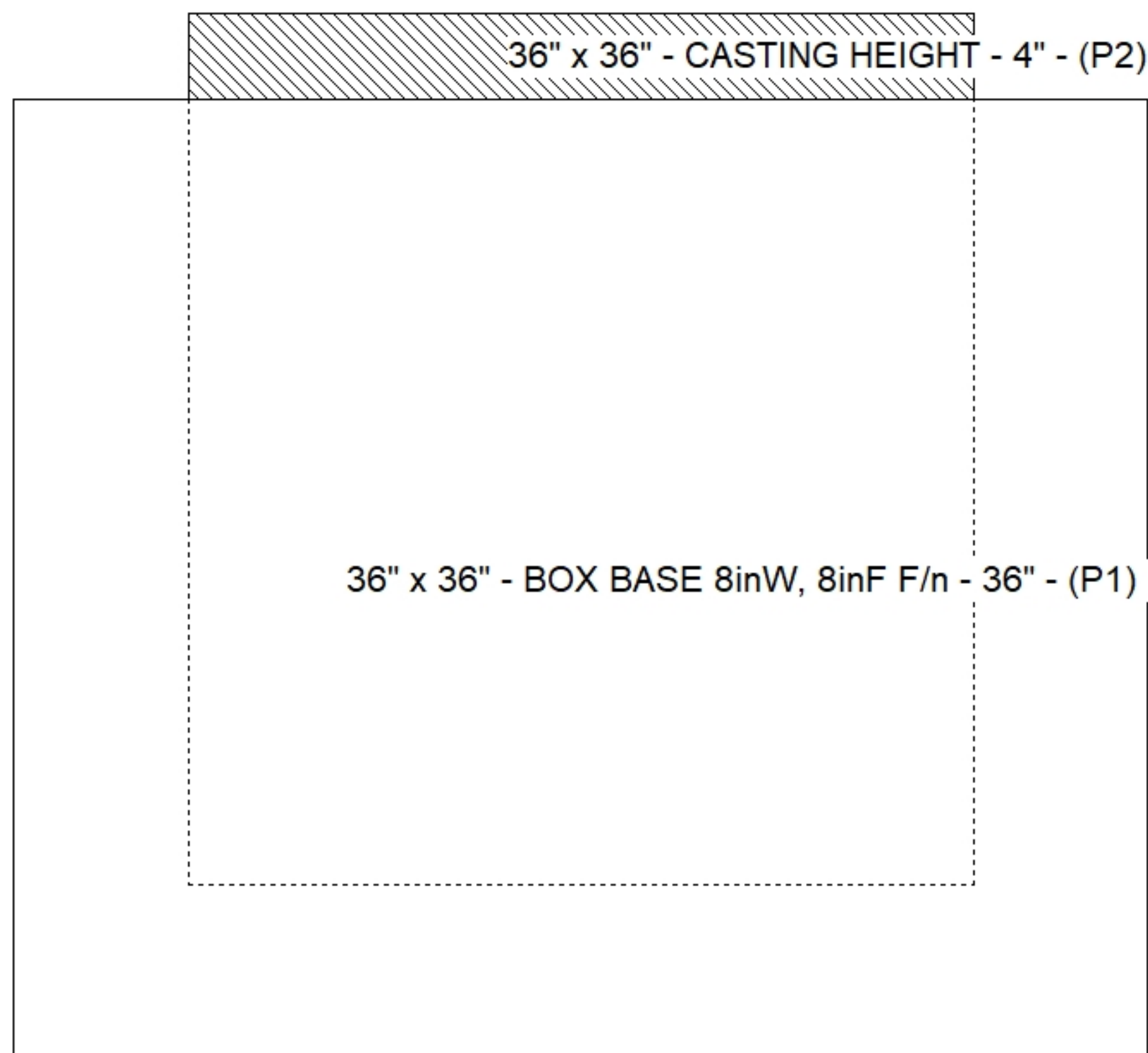
1. PER ASTM C913 SPECIFICATIONS.
2. CONCRETE = 4,000 PSI AT 28 DAYS.
3. NO INVERT CHANNEL.
4. CASTING BY OTHERS
5. REINFORCING PER ASTM A615 (GRADE 60).
 - WALLS (As .12) #5 BARS AT 12" C.C.E.W.
 - FLOOR (As .12) #5 BARS AT 12" C.C.E.W.

STRUCTURE SUMMARY:

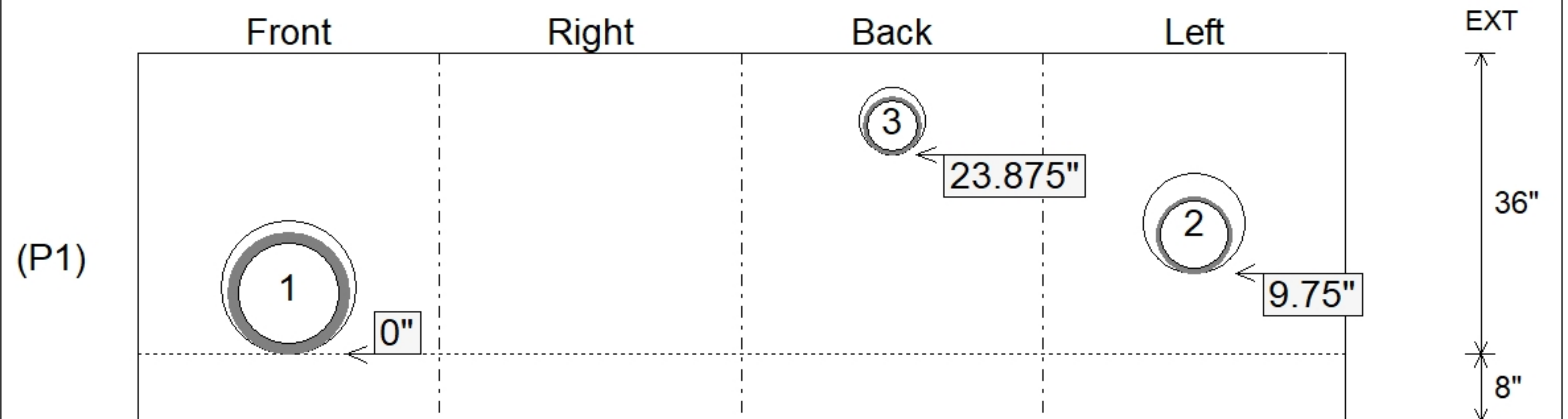
P2) 36" x 36" - CASTING HEIGHT - 4"	0 lb
P1) 36" x 36" - BOX BASE 8inW, 8inF F/n - 36"	5824 lb
1) 36" x 36" - SGL 1"x14.5" Butyl (2x)	0 lb
1) Hole - 16	0 lb
1) Hole - 12	0 lb
1) Hole - 8	0 lb
Structure Total:	5824 lb



Position	Elev	Angle	Pipe	Pipe OD	Hole	Connector	Up (")	Ref
Rim	434'							
Reducer								
Invert 1	430.75'	0°	12" HDPE	14.5"	16"	Hole 16	0"	P1
Invert 2	431.5'	270°	8" HDPE	9.1"	12"	Hole 12	9.75"	P1
Invert 3	432.67'	180°	6" HDPE (perf pipe)	6.9"	8"	Hole 8	23.875"	P1
Invert 4								
Invert 5								
Invert 6								
Invert 7								
Invert 8								



Cast (Int. Dim.) - Interior Dimensions



Submittal Drawing
 10/15/2025 9:53:27 AM

SUBMITTAL
 APPROVED BY: