

Job Name: 25-2642 Muhlenberg Co Opportunity Center
 Job Location: Greenville, Ky
 Contractor: Hazex Construction Company, Inc

Plant: Beaver Dam
 10/15/2025 9:56:33 AM

Tech: C.Russ
 PC: J.Jarvis



Structure ID: CB B1

P1 BX3636-08BAVF

BOX BASE 8inW, 8inF, Variable Ht F/n

- P2) 36" x 36" - CASTING HEIGHT - 4"
- P1) 36" x 36" - BOX BASE 8inW, 8inF, Variable Ht F/n - 27"
- 1) 36" x 36" - SGL 1"x14.5' Butyl (2x)
- 1) Hole - 16
- 1) Hole - 8

0 lb
 4836 lb
 0 lb
 0 lb
 0 lb

 Structure Total: 4836 lb

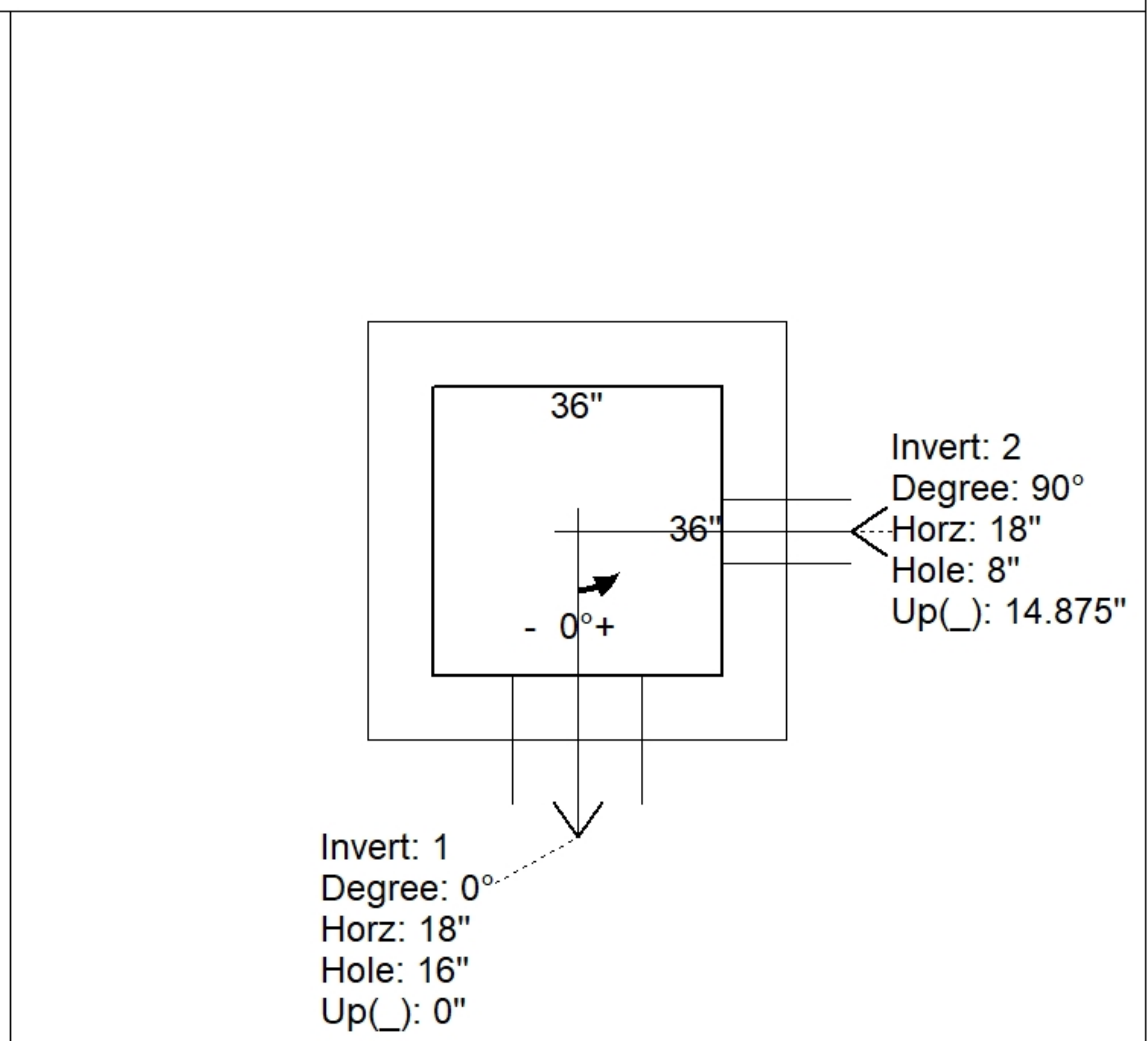
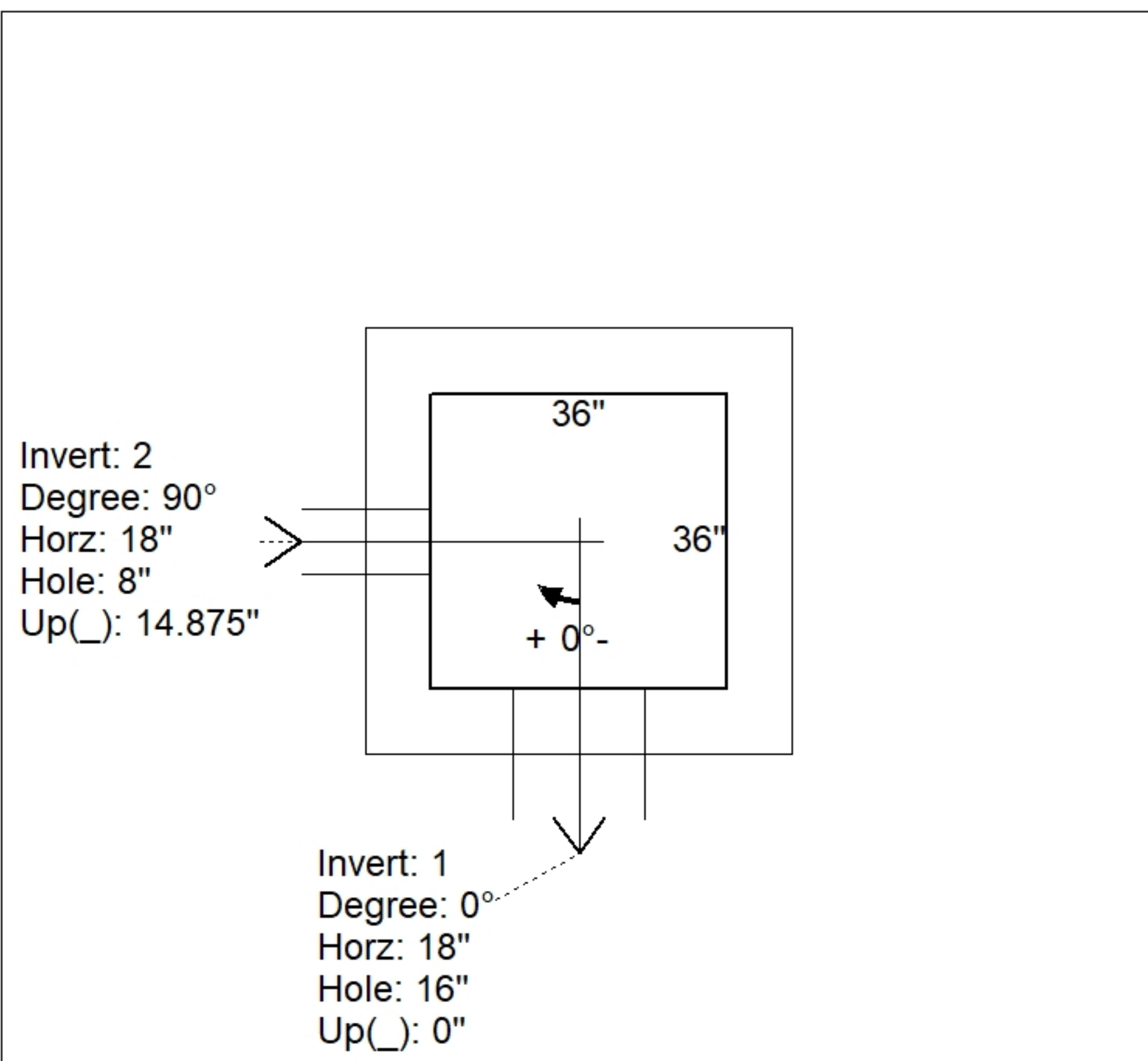
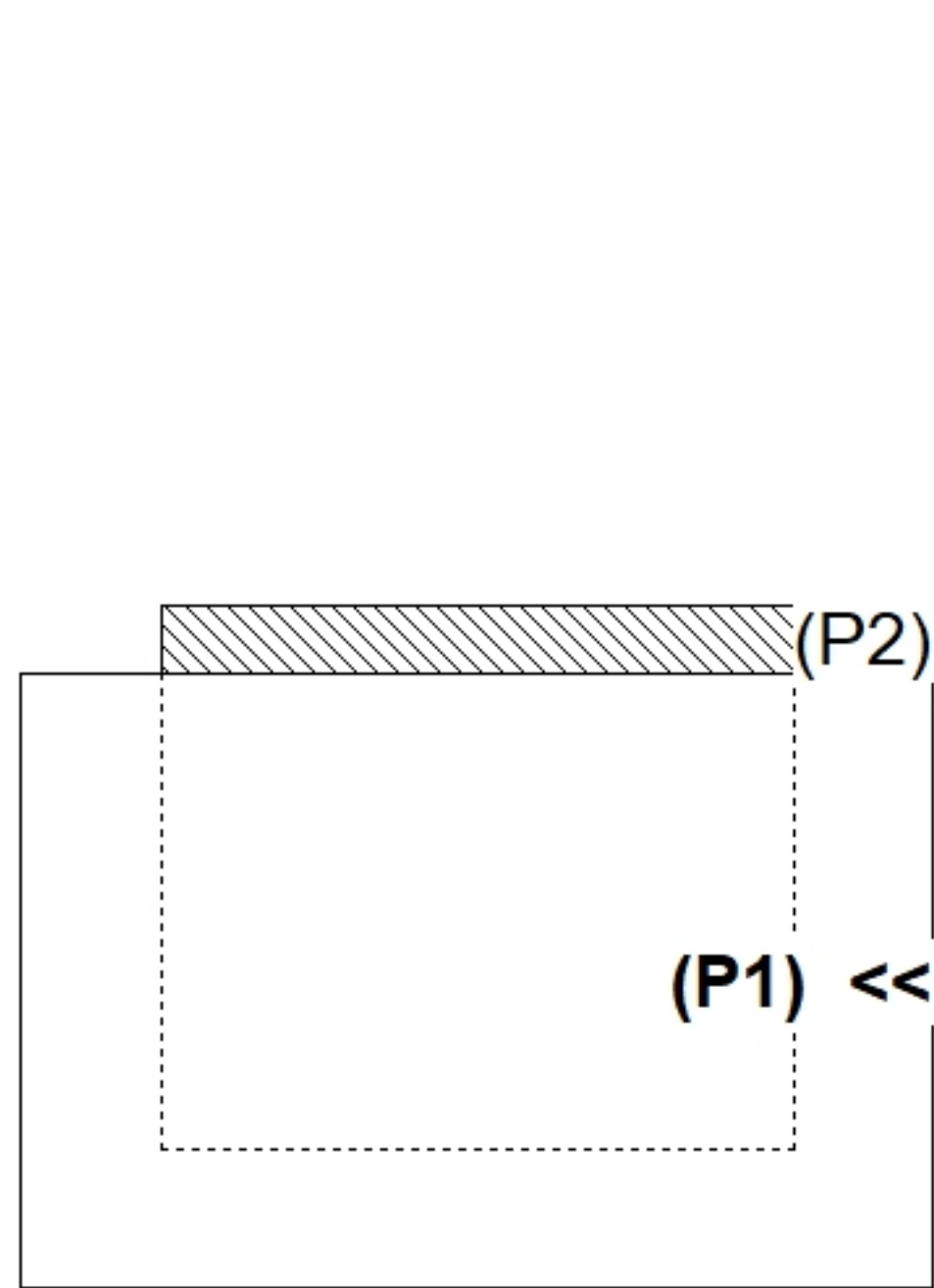
- Structure Notes:
1. PER ASTM C913 SPECIFICATIONS.
 2. CONCRETE = 4,000 PSI AT 28 DAYS.
 3. NO INVERT CHANNEL.
 4. CASTING BY OTHERS
 5. REINFORCING PER ASTM A615 (GRADE 60).
 - WALLS (As .12) #5 BARS AT 12" C.C.E.W.
 - FLOOR (As .12) #5 BARS AT 12" C.C.E.W.

Rim: 433.25' Rim to Invert: 2.5' Slack: 0.25" Sump: 1.25" Step Position:

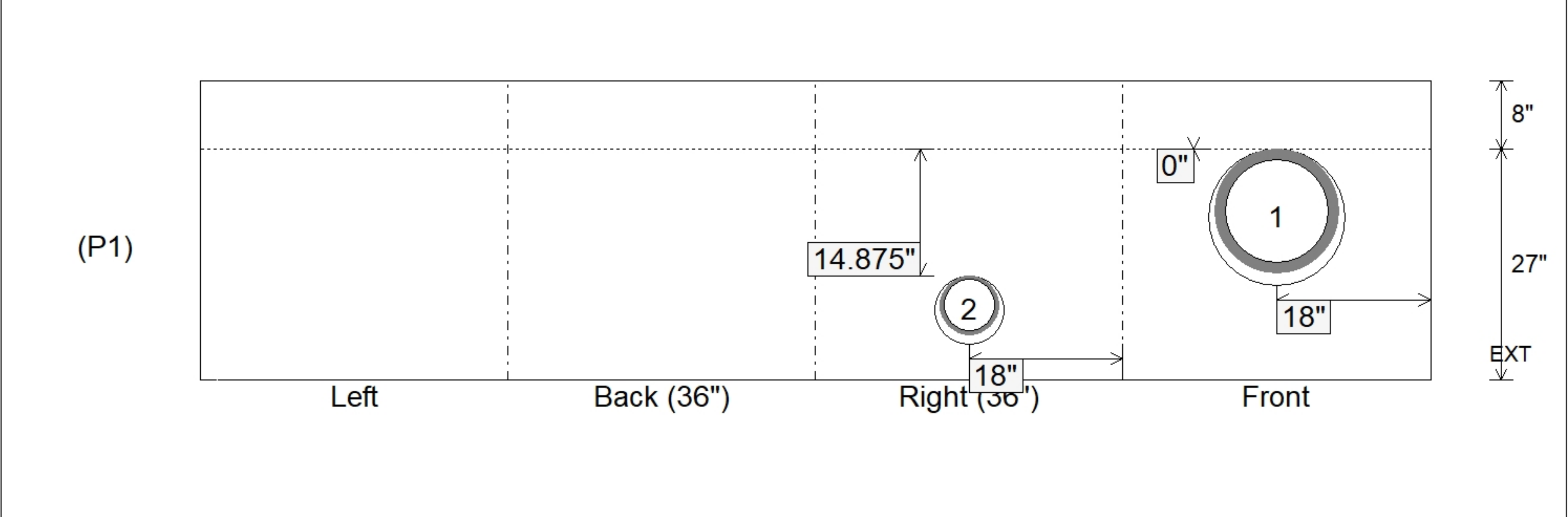
Position	Elev	Angle	Ext. (cw)	Pipe	Pipe OD	Connector	Hole	Horz Size	Up ()	Offset
Invert 1	430.75'	0°	26"	12" HDPE	14.5"	Hole 16	16"	16"	0"	0"
Invert 2	431.92'	90°	26"	6" HDPE (perf pipe)	6.9"	Hole 8	8"	8"	14.875"	0"
Invert 3										
Invert 4										
Invert 5										
Invert 6										
Invert 7										
Invert 8										

RIGHT-SIDE UP VIEW (int. dimensions)

UPSIDE-DOWN VIEW (int. dimensions)



INSIDE WALL DIMENSIONS



Coating (Int): Coating (Ext):	Seam Up: Flat Seam Dn: n/a	Wall Thickness: 8" Floor Height: 8"	Height (Int): 27" Height (Ext): 35"	Weight (Net): 4836 lb Volume (Net): 1.24cu.yd
----------------------------------	-------------------------------	--	--	--