

**Job Name: 25-2642 Muhlenberg Co Opportunity Center**  
**Job Location: Greenville, Ky**  
**Contractor: Hazex Construction Company, Inc**

PC: J.Jarvis  
 TECH: C.Russ  
 Plant: Beaver Dam



Structure ID: **CB A4**  
 Spec: Storm  
 Type: BX 8inW, 8inF  
 Size: 36" x 36"

Rim: 433'  
 Invert: 429.75'  
 Rim to Invert: 3.25'

Sump: 1.3"  
 Floor (Top): 429.642'  
 Floor Height: 8"

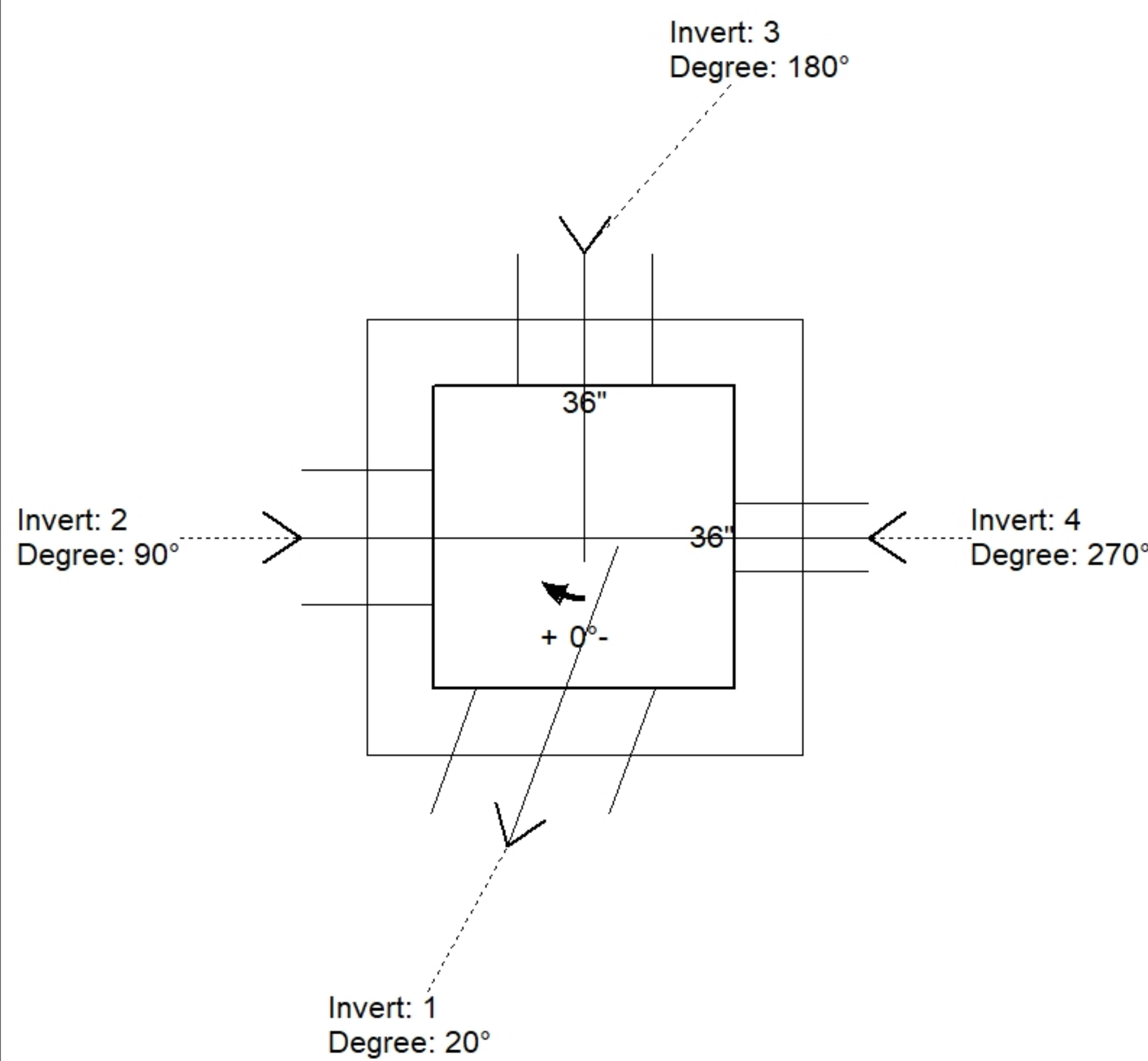
Floor (Bot): 428.975'  
 Overall Height: 4'  
 Slack: 0.3"

Structure Notes:

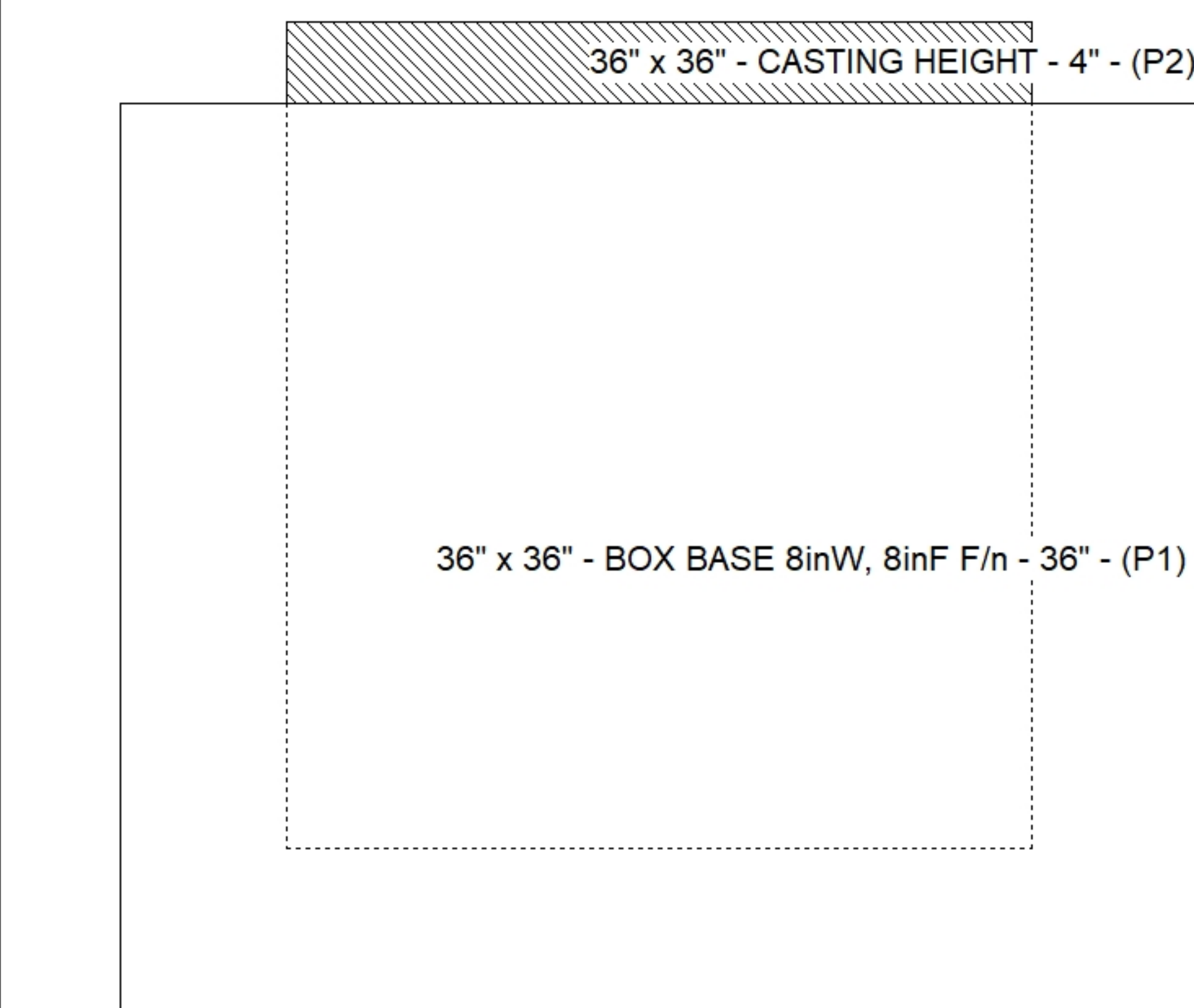
1. PER ASTM C913 SPECIFICATIONS.
2. CONCRETE = 4,000 PSI AT 28 DAYS.
3. NO INVERT CHANNEL.
4. CASTING BY OTHERS
5. REINFORCING PER ASTM A615 (GRADE 60).  
 - WALLS (As .12) #5 BARS AT 12" C.C.E.W.  
 - FLOOR (As .12) #5 BARS AT 12" C.C.E.W.

STRUCTURE SUMMARY:

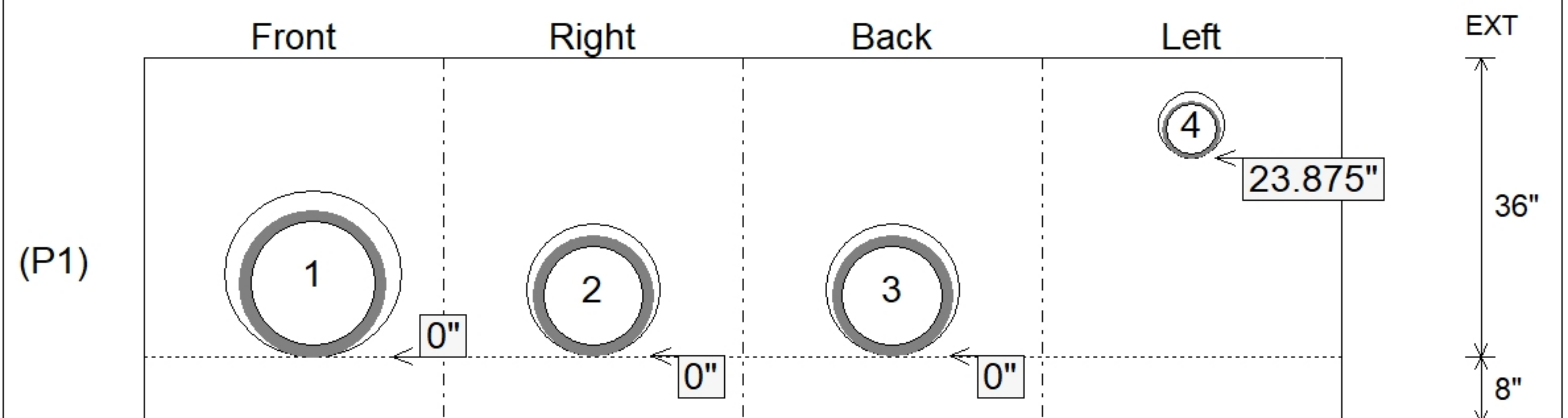
P2) 36" x 36" - CASTING HEIGHT - 4"	0 lb
P1) 36" x 36" - BOX BASE 8inW, 8inF F/n - 36"	5540 lb
1) 36" x 36" - SGL 1"x14.5' Butyl (2x)	0 lb
1) Hole - 20	0 lb
2) Hole - 16	0 lb
1) Hole - 8	0 lb
<b>Structure Total:</b>	<b>5540 lb</b>



Position	Elev	Angle	Pipe	Pipe OD	Hole	Connector	Up (")	Ref
Rim	433'							
Reducer								
Invert 1	429.75'	20°	15" HDPE	17.6"	20"	Hole 20	0"	P1
Invert 2	429.75'	90°	12" HDPE	14.5"	16"	Hole 16	0"	P1
Invert 3	429.75'	180°	12" HDPE	14.5"	16"	Hole 16	0"	P1
Invert 4	431.67'	270°	6" HDPE (perf pipe)	6.9"	8"	Hole 8	23.875"	P1
Invert 5								
Invert 6								
Invert 7								
Invert 8								



**Cast (Int. Dim.) - Interior Dimensions**



Submittal Drawing  
 10/15/2025 9:53:25 AM

SUBMITTAL  
 APPROVED BY: