

Job Name: 25-2631 The Maxwell PH 2
Job Location: Lexington, KY
Contractor: Woodall Construction Co., Inc.

PC: T. Ryan
 TECH: C. Russ
 Plant: Beaver Dam



Structure ID: **STR 9**

Spec: Storm
 Type: STM.MH (Recessed pipe)
 Size: 48"

Rim: 987.46'
 Invert: 980.82'
 Rim to Invert: 6.64'

Sump: 0"
 Floor (Top): 980.82'
 Floor Height: 6"

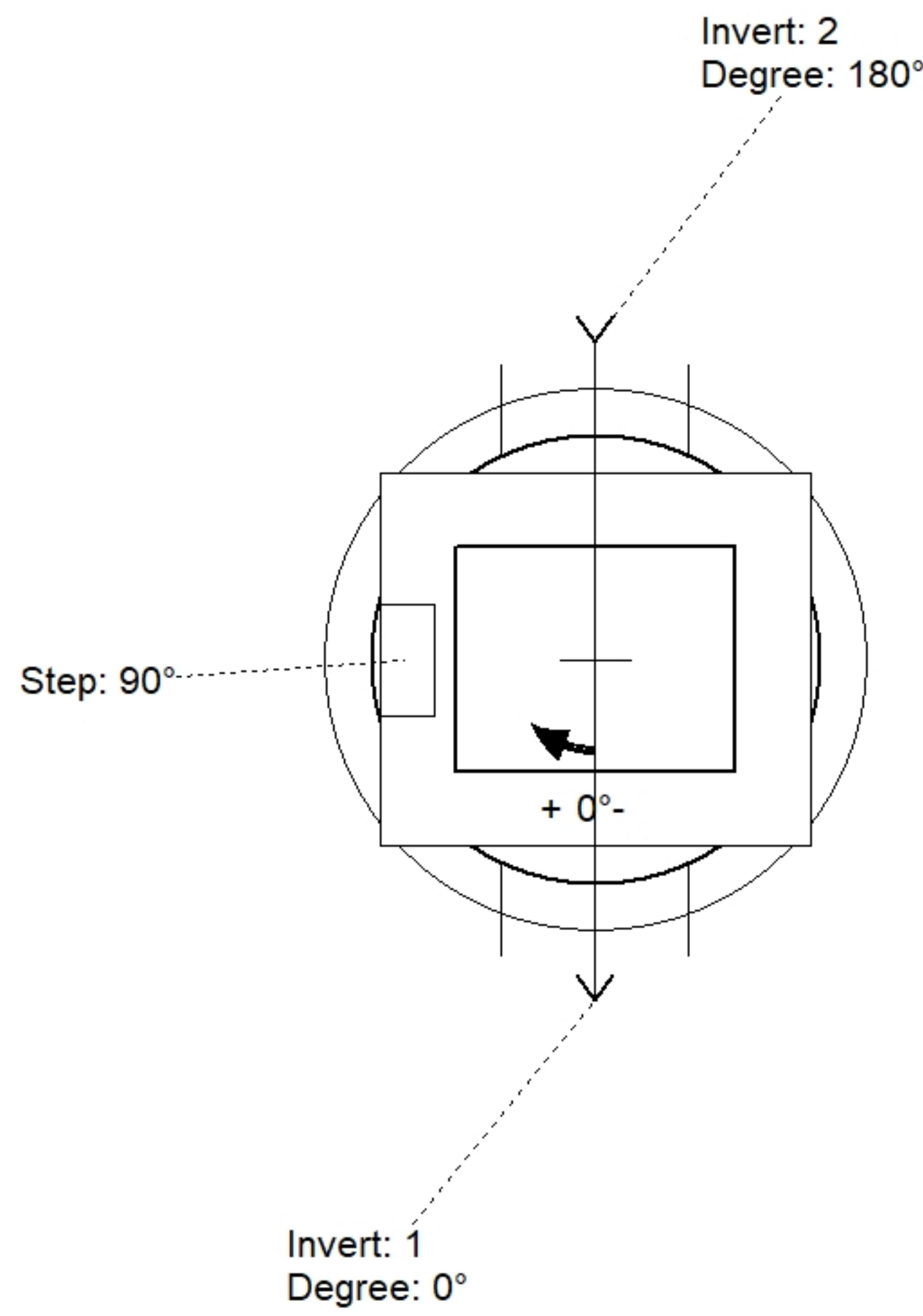
Floor (Bot): 980.32'
 Overall Height: 7.083'
 Slack: 0.68"

Structure Notes:

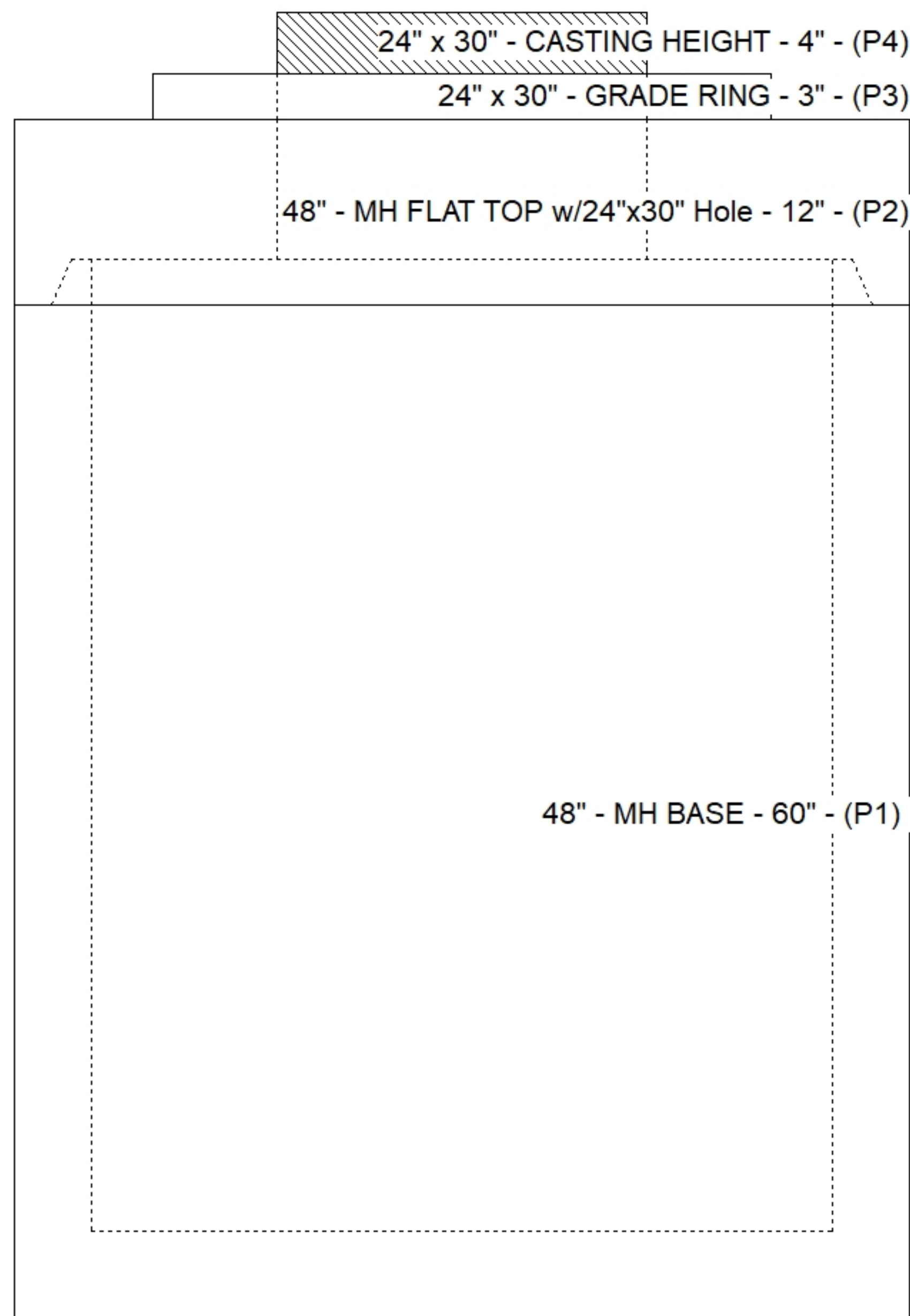
1. DBI TYPE 11 / ASTM C478 SPEC'S.
2. CONCRETE = 4,000 PSI AT 28 DAYS.
3. REINFORCING PER ASTM A615 (GRADE 60.)
4. DBI 11 FRAME/GRATE BY CONTRACTOR.

STRUCTURE SUMMARY:

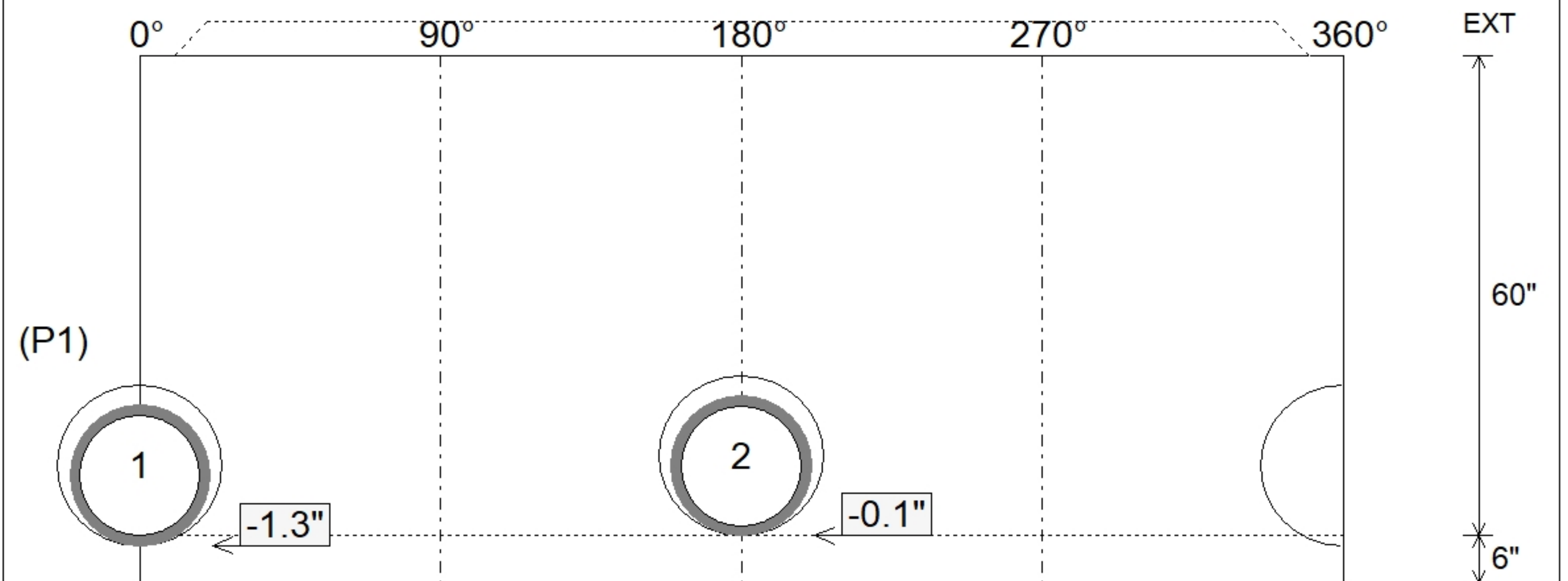
P4) 24" x 30" - CASTING HEIGHT - 4"	0 lb
P3) 24" x 30" - GRADE RING - 3"	282 lb
P2) 48" - MH FLAT TOP w/24"x30" Hole - 12"	1935 lb
P1) 48" - MH BASE - 60"	5251 lb
1) 48" - SGL 1"x14.5' Butyl (2x)	0 lb
2) Hole - 20	0 lb
5) MH Step ML-10-TDS-NCR - 10"	0 lb
Structure Total:	7469 lb



Position	Elev	Angle	Pipe	Pipe OD	Hole	Connector	Up ()	Ref
Rim	987.46'							
Reducer								
Invert 1	980.82'	0°	15" HDPE	17.6"	20"	Hole 20	-1.3"	P1
Invert 2	980.92'	180°	15" HDPE	17.6"	20"	Hole 20	-0.1"	P1
Invert 3								
Invert 4								
Invert 5								
Invert 6								
Invert 7								
Invert 8								



Default - Interior Dimensions



Submittal Drawing
 11/11/2025 8:37:37 AM

SUBMITTAL
 APPROVED BY: