

Job Name: 25-2631 The Maxwell PH 2  
 Job Location: Lexington, KY  
 Contractor: Woodall Construction Co., Inc.

Plant: Beaver Dam

Tech: C.Russ

11/7/2025 12:48:39 PM

PC: T. Ryan



**Structure ID: STR 4**

**P2 MH048RS36**

**MH RISER**

- P4) 24" x 30" - CASTING HEIGHT - 4"
- P3) 48" - MH FLAT TOP w/24"x30" Hole - 12"
- P2) 48" - MH RISER - 36"
- P1) 48" - MH BASE - 66"
- 2) 48" - SGL 1"x14.5' Butyl (2x)
- 2) Hole - 20
- 1) Hole - 6
- 9) MH Step ML-10-TDS-NCR - 10"

- Structure Notes:**
1. DBI TYPE 11 / ASTM C478 SPEC'S.
  2. CONCRETE = 4,000 PSI AT 28 DAYS.
  3. REINFORCING PER ASTM A615 (GRADE 60.)
  4. DBI 11 FRAME/GRATE BY CONTRACTOR.

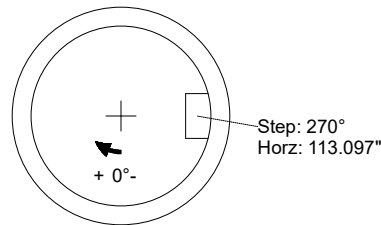
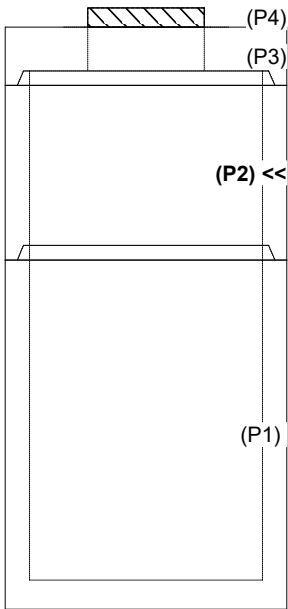
0 lb  
 1935 lb  
 2515 lb  
 5658 lb  
 0 lb  
 0 lb  
 0 lb  
 0 lb

Structure Total: 10109 lb

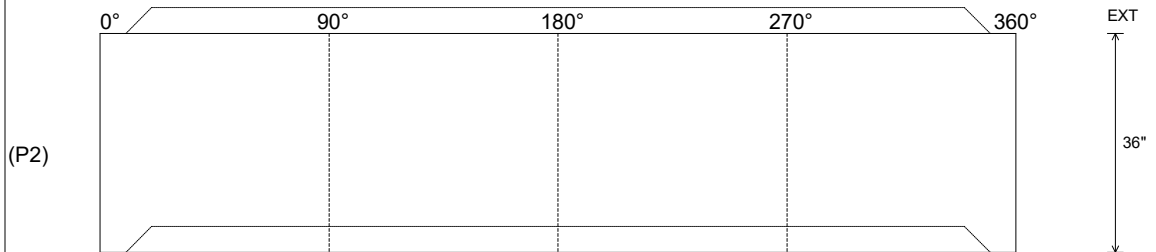
Rim: 985.56' Rim to Invert: 9.88' Slack: 0.56" Sump: 0" Step Position: 0°

Position	Elev	Angle	Ext. (cw)	Pipe	Pipe OD	Connector	Hole	Horz Size	Up (L)	Offset
Invert 1										
Invert 2										
Invert 3										
Invert 4										
Invert 5										
Invert 6										
Invert 7										
Invert 8										

**RIGHT-SIDE UP VIEW (int. dimensions)**



**INSIDE WALL DIMENSIONS**



Coating (Int):  
 Coating (Ext):

Seam Up: Tongue  
 Seam Dn: Groove

Wall Thickness: 5"  
 Floor Height: 0"

Height (Int): 36"  
 Height (Ext): 36"

Weight (Net): 2515 lb  
 Volume (Net): 0.64cu.yd