

Job Name: 25-2631 The Maxwell PH 2
 Job Location: Lexington, KY
 Contractor: Woodall Construction Co., Inc.

Plant: Beaver Dam

Tech: C.Russ

11/7/2025 12:46:28 PM

PC: T. Ryan



Structure ID: STR 2

P1 MH048BA42

MH BASE

- P4) 24" x 30" - CASTING HEIGHT - 4"
- P3) 48" - MH FLAT TOP w/24"x30" Hole - 12"
- P2) 48" - MH RISER - 36"
- P1) 48" - MH BASE - 42"
- 2) 48" - SGL 1"x14.5' Butyl (2x)
- 2) Hole - 20
- 1) Hole - 6
- 7) MH Step ML-10-TDS-NCR - 10"

- Structure Notes:**
1. DBI TYPE 11 / ASTM C478 SPEC'S.
 2. CONCRETE = 4,000 PSI AT 28 DAYS.
 3. REINFORCING PER ASTM A615 (GRADE 60.)
 4. DBI 11 FRAME/GRATE BY CONTRACTOR.

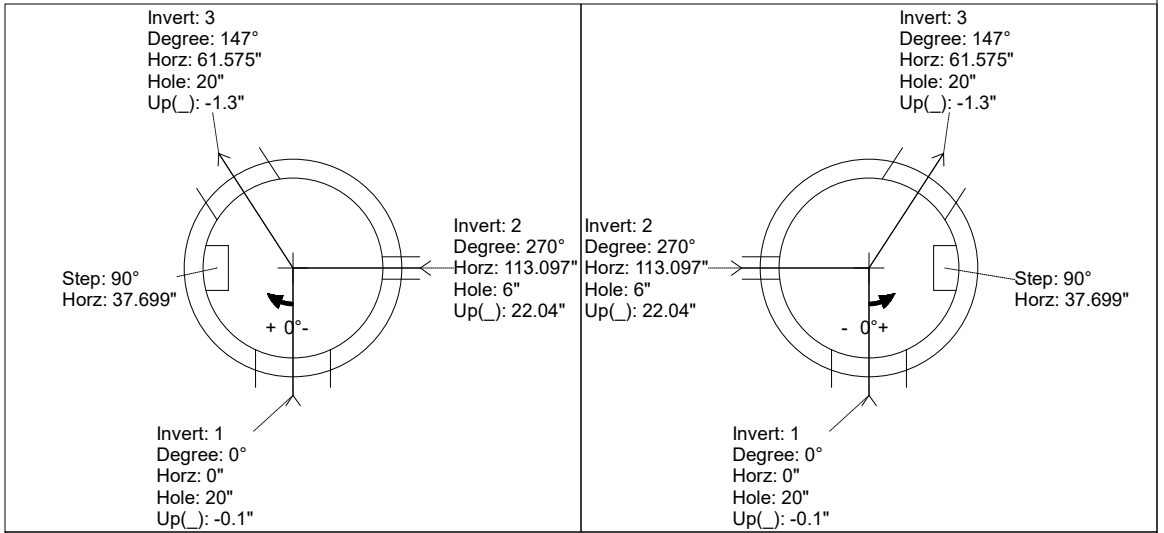
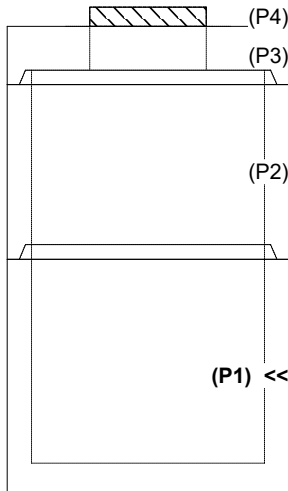
Structure Total: 8432 lb

Rim: 983' Rim to Invert: 7.87' Slack: 0.44" Sump: 0" Step Position: 90°

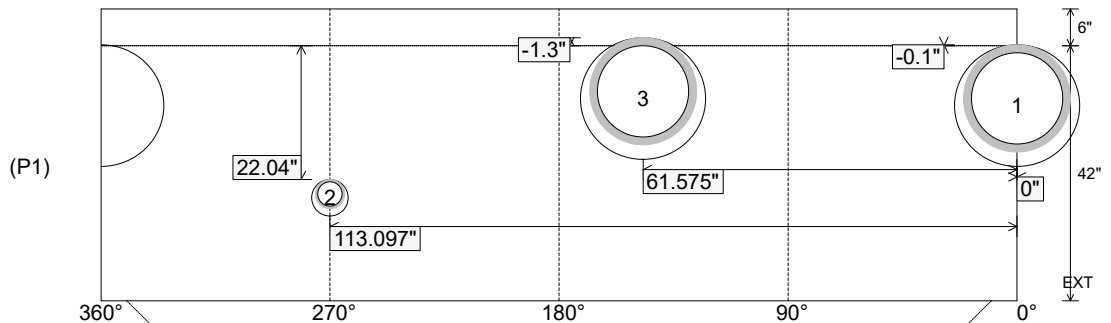
Position	Elev	Angle	Ext. (cw)	Pipe	Pipe OD	Connector	Hole	Horz Size	Up (_)	Offset
Invert 1	975.23'	0°	0"	15" HDPE	17.6"	Hole 20	20"	20.629"	-0.1"	0"
Invert 2	977'	270°	136.659"	4" HDPE (perf pipe)	4.8"	Hole 6	6"	6.016"	22.04"	0"
Invert 3	975.13'	147°	74.403"	15" HDPE	17.6"	Hole 20	20"	20.629"	-1.3"	0"
Invert 4										
Invert 5										
Invert 6										
Invert 7										
Invert 8										

RIGHT-SIDE UP VIEW (int. dimensions)

UPSIDE-DOWN VIEW (int. dimensions)



INSIDE WALL DIMENSIONS



Coating (Int):
 Coating (Ext):

Seam Up: Tongue
 Seam Dn: n/a

Wall Thickness: 5"
 Floor Height: 6"

Height (Int): 42"
 Height (Ext): 48"

Weight (Net): 3982 lb
 Volume (Net): 1.02cu.yd