

Job Name: 25-2631 The Maxwell PH 2
 Job Location: Lexington, KY
 Contractor: Woodall Construction Co., Inc.

Plant: Beaver Dam

11/7/2025 12:46:40 PM

Tech: C.Russ

PC: T. Ryan



Structure ID: STR 13

P1 MH048BAVF

MH BASE Custom Ht

- P3) 24" x 30" - CASTING HEIGHT - 4"
- P2) 48" - MH FLAT TOP w/24"x30" Hole - 12"
- P1) 48" - MH BASE Custom Ht - 53"
- 1) 48" - SGL 1"x14.5' Butyl (2x)
- 1) Hole - 16
- 1) Hole - 4
- 1) Hole - 14
- 4) MH Step ML-10-TDS-NCR - 10"

- Structure Notes:**
1. DBI TYPE 11 / ASTM C478 SPEC'S.
 2. CONCRETE = 4,000 PSI AT 28 DAYS.
 3. REINFORCING PER ASTM A615 (GRADE 60.)
 4. DBI 11 FRAME/GRATE BY CONTRACTOR.

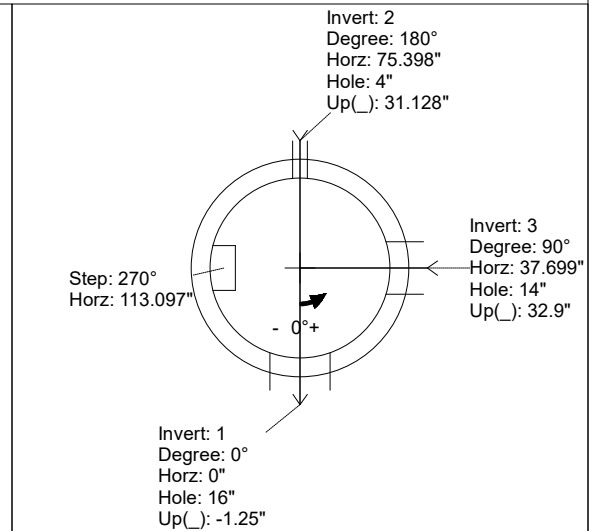
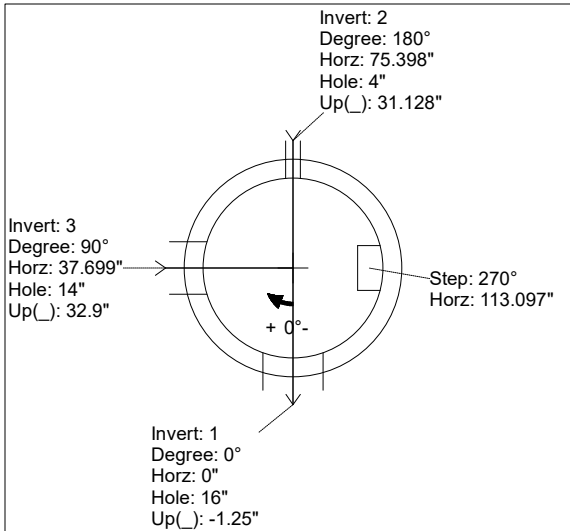
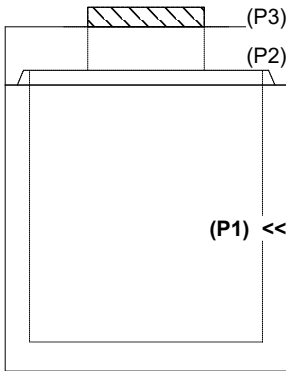
Structure Total: 6812 lb

Rim: 988.4' Rim to Invert: 5.8' Slack: 0.6" Sump: 0" Step Position: 270°

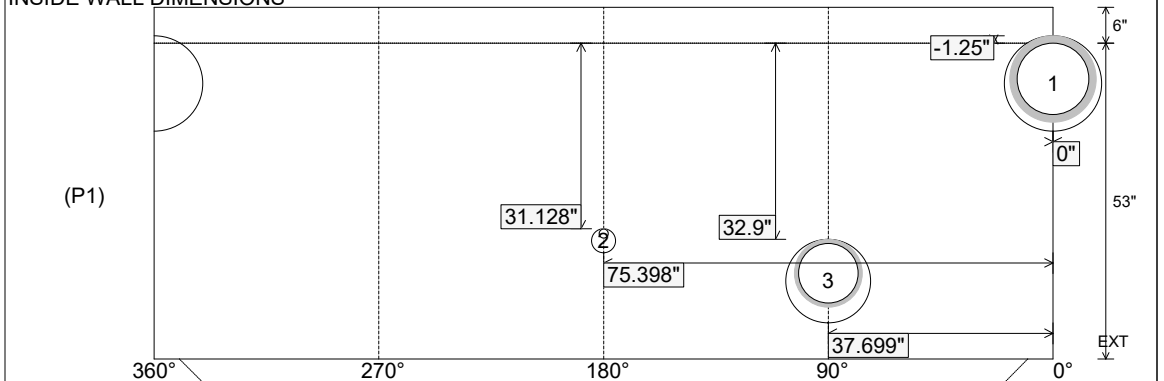
Position	Elev	Angle	Ext. (cw)	Pipe	Pipe OD	Connector	Hole	Horz Size	Up ()	Offset
Invert 1	982.6'	0°	0"	12" HDPE	14.5"	Hole 16	16"	16.312"	-1.25"	0"
Invert 2	985.2'	180°	91.106"	1.5" PVC	1.625"	Hole 4	4"	4.005"	31.128"	0"
Invert 3	985.4'	90°	45.553"	10" HDPE	11.4"	Hole 14	14"	14.207"	32.9"	0"
Invert 4										
Invert 5										
Invert 6										
Invert 7										
Invert 8										

RIGHT-SIDE UP VIEW (int. dimensions)

UPSIDE-DOWN VIEW (int. dimensions)



INSIDE WALL DIMENSIONS



Coating (Int): Coating (Ext):	Seam Up: Tongue Seam Dn: n/a	Wall Thickness: 5" Floor Height: 6"	Height (Int): 53" Height (Ext): 59"	Weight (Net): 4876 lb Volume (Net): 1.25cu.yd
----------------------------------	---------------------------------	--	--	--