

**Job Name: 25-2621 Night Hawk Place Lot 2G Storm**  
**Job Location: Radcliff, KY**  
**Contractor: City of Radcliff**

PC: J.Jarvis  
 TECH: C.Russ  
 Plant: Beaver Dam



Structure ID: **SCI B**  
 Spec: Storm  
 Type: BX 8inW, 8inF  
 Size: 24" x 36"

Rim: 747.61'  
 Invert: 744.28'  
 Rim to Invert: 3.33'

Sump: 0"  
 Floor (Top): 744.28'  
 Floor Height: 8"

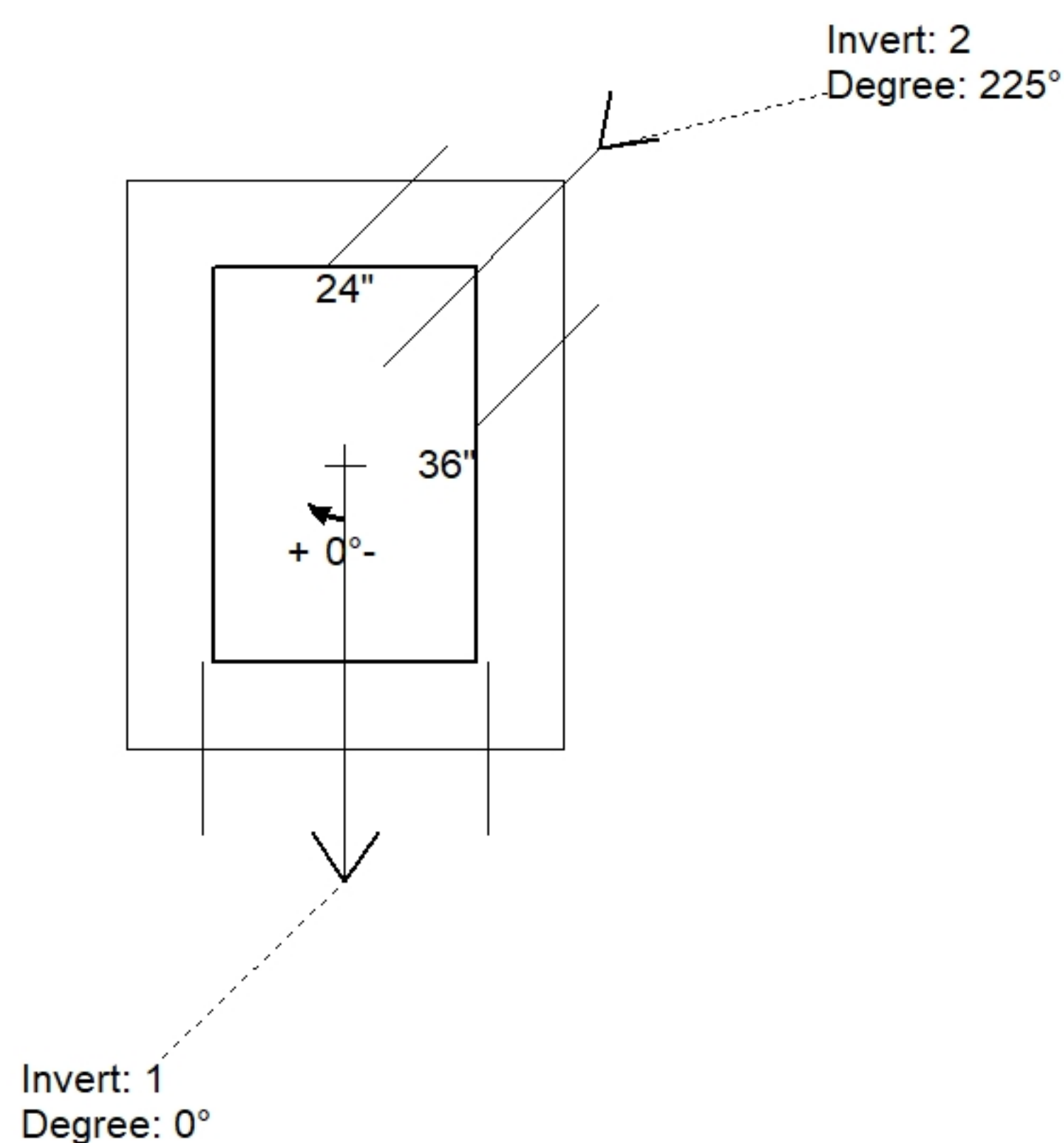
Floor (Bot): 743.613'  
 Overall Height: 4'  
 Slack: -0.04"

**Structure Notes:**


1. PER ASTM C913 SPECIFICATIONS.
2. CONCRETE = 4,000 PSI AT 28 DAYS.
3. NO INVERT CHANNEL.
4. HOE 525 BY ICAST
5. REINFORCING PER ASTM A615 (GRADE 60).  
 - WALLS (As .12) #5 BARS AT 12" C.C.E.W.  
 - FLOOR (As .12) #5 BARS AT 12" C.C.E.W.

**STRUCTURE SUMMARY:**

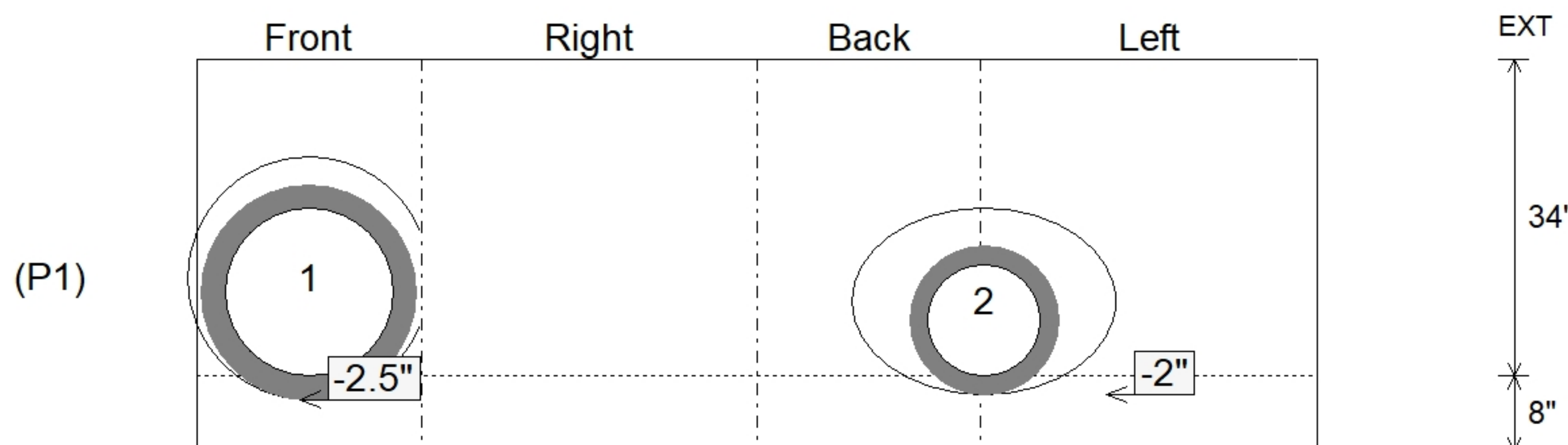
P2) 24" x 36" - CASTING HEIGHT - 6"	0 lb
P1) 24" x 36" - BOX BASE 8inW, 8inF, Variable Ht - 34"	4300 lb
1) 24" x 36" - SGL 1"x14.5' Butyl	0 lb
1) Hole - 26	0 lb
1) Hole - 20	0 lb
<b>Structure Total:</b>	<b>4300 lb</b>



Position	Elev	Angle	Pipe	Pipe OD	Hole	Connector	Up (L)	Ref
Rim	747.61'							
Reducer								
Invert 1	744.28'	0°	18" RCP B WALL	23"	26"	Hole 26	-2.5"	P1
Invert 2	744.28'	225°	12" RCP B WALL	16"	20"	Hole 20	-2"	P1
Invert 3								
Invert 4								
Invert 5								
Invert 6								
Invert 7								
Invert 8								



**Default - Interior Dimensions**



Submittal Drawing  
 11/13/2025 1:44:04 PM

SUBMITTAL  
 APPROVED BY: