

**Structure ID: ST-9**

**P1 BX2424-08BAVF**

**BOX BASE 8inW, 8inF, Variable Ht F/n**

- P2) 24" x 24" - CASTING HEIGHT - 6"
- P1) 24" x 24" - BOX BASE 8inW, 8inF, Variable Ht F/n - 18"
- 1) CASTING - HOE 342 F/G
- 1) 24" x 24" - Conseal CS-102 1.00"
- 1) Hole - 16
- 1) Hole - 12
- 1) Hole - 8

0 lb  
 2376 lb  
 250 lb  
 0 lb  
 0 lb  
 0 lb  
 0 lb  
 -----  
 0 lb  
 Structure Total: 2626 lb

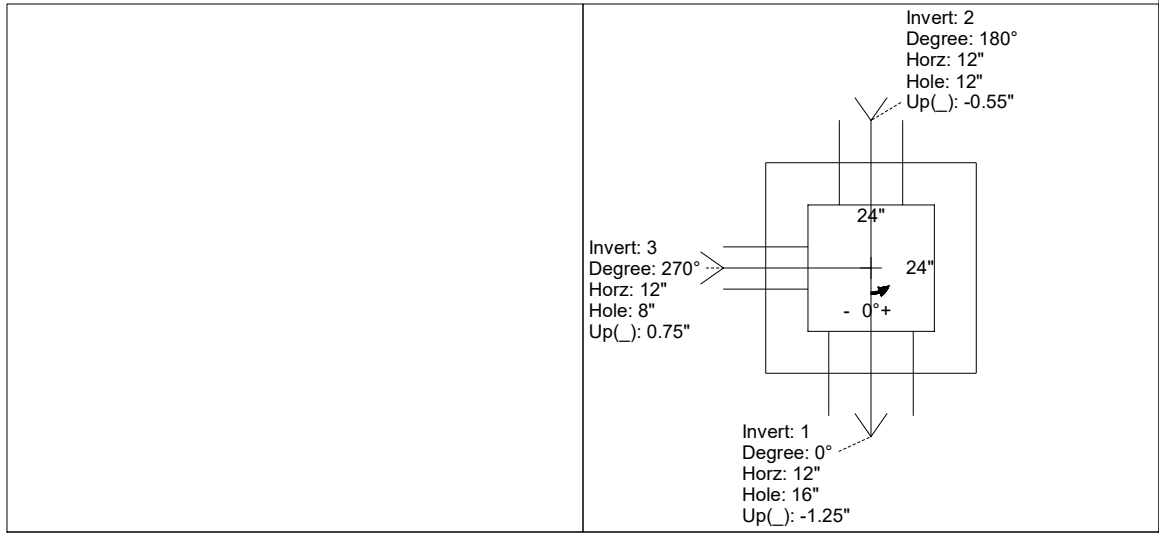
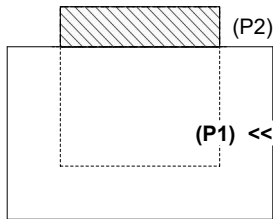
- Structure Notes:
1. PER ASTM C-913 SPECIFICATIONS
  2. CONCRETE: 4,000 PSI AT 28 DAYS
  3. REINFORCEMENT: #5 BAR @ 12" C.C. E.W. (GRADE 60) - 2" MIN. REBAR CLEARANCE (TYP)
  4. NO STORM INVERT
  5. NO STEPS
  6. HOE 342 FRAME & GRATE SUPPLIED BY ICAST

Rim: 399.15'    Rim to Invert: 2'    Slack: 0"    Sump: 0"    Step Position:

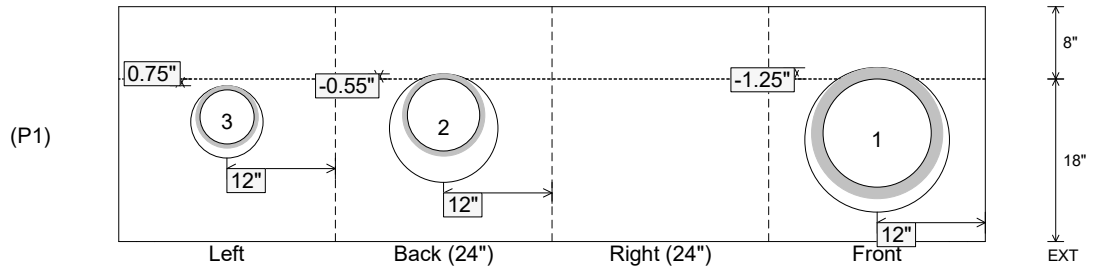
Position	Elev	Angle	Ext. (cw)	Pipe	Pipe OD	Connector	Hole	Horz Size	Up (↓)	Offset
Invert 1	397.15'	0°	20"	12" HDPE	14.5"	Hole 16	16"	16"	-1.25"	0"
Invert 2	397.15'	180°	20"	8" HDPE	9.1"	Hole 12	12"	12"	-0.55"	0"
Invert 3	397.25'	270°	20"	6" HDPE (perf pipe)	6.9"	Hole 8	8"	8"	0.75"	0"
Invert 4										
Invert 5										
Invert 6										
Invert 7										
Invert 8										

RIGHT-SIDE UP VIEW (int. dimensions)

UPSIDE-DOWN VIEW (int. dimensions)



INSIDE WALL DIMENSIONS



Coating (Int): Coating (Ext):	Seam Up: Flat Seam Dn: n/a	Wall Thickness: 8" Floor Height: 8"	Height (Int): 18" Height (Ext): 26"	Weight (Net): 2376 lb Volume (Net): 0.61cu.yd
----------------------------------	-------------------------------	--	--	--