

Job Name: 25-2612 - Concord Elementary School Addition	Plant: Beaver Dam	Tech: J. Horsley	
Job Location: Paducah Contractor: Ainsworth Land Development, LLC	1/26/2026 2:29:08 PM	PC: E. Bradley	

Structure ID: ST-33

P1 BX2424-08BAVF

BOX BASE 8inW, 8inF, Variable Ht F/n

- P2) 24" x 24" - CASTING HEIGHT - 6"
- P1) 24" x 24" - BOX BASE 8inW, 8inF, Variable Ht F/n - 21"
- 1) CASTING - HOE 342 F/G
- 1) 24" x 24" - Conseal CS-102 1.00"
- 1) Hole - 16
- 1) Hole - 8

	0 lb
	2710 lb
	250 lb
	0 lb
	0 lb
	0 lb
Structure Total:	2960 lb

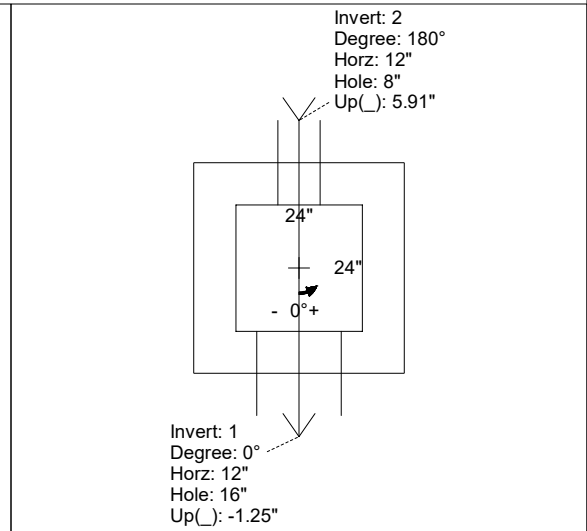

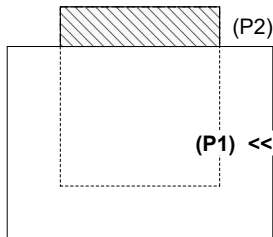
- Structure Notes:
1. PER ASTM C-913 SPECIFICATIONS
 2. CONCRETE: 4,000 PSI AT 28 DAYS
 3. REINFORCEMENT: #5 BAR @ 12" C.C. E.W. (GRADE 60) - 2" MIN. REBAR CLEARANCE (TYP)
 4. NO STORM INVERT
 5. NO STEPS
 6. HOE 342 FRAME & GRATE SUPPLIED BY ICAST

Rim: 398.9' Rim to Invert: 2.33' Slack: 0.96" Sump: 0" Step Position:

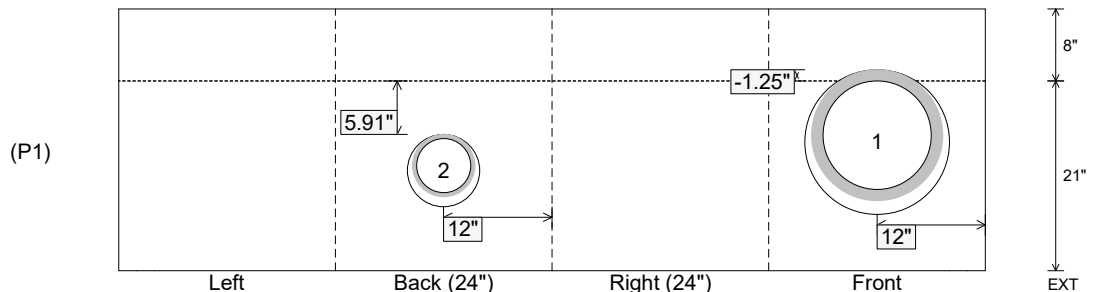
Position	Elev	Angle	Ext. (cw)	Pipe	Pipe OD	Connector	Hole	Horz Size	Up ()	Offset
Invert 1	396.57'	0°	20"	12" HDPE	14.5"	Hole 16	16"	16"	-1.25"	0"
Invert 2	397.1'	180°	20"	6" HDPE (perf pipe)	6.9"	Hole 8	8"	8"	5.91"	0"
Invert 3										
Invert 4										
Invert 5										
Invert 6										
Invert 7										
Invert 8										

RIGHT-SIDE UP VIEW (int. dimensions)

UPSIDE-DOWN VIEW (int. dimensions)



INSIDE WALL DIMENSIONS



Coating (Int): Coating (Ext):	Seam Up: Flat Seam Dn: n/a	Wall Thickness: 8" Floor Height: 8"	Height (Int): 21" Height (Ext): 29"	Weight (Net): 2710 lb Volume (Net): 0.69cu.yd
----------------------------------	-------------------------------	--	--	--