

Job Name: 25-2612 - Concord Elementary School Addition
Job Location: Paducah
Contractor: Ainsworth Land Development, LLC

PC: E. Bradley
 TECH: J. Horsley
 Plant: Beaver Dam



Structure ID: **ST-17**
 Spec: Storm
 Type: BX 8inW, 8inF
 Size: 24" x 24"

Rim: 399.75'
 Invert: 397.67'
 Rim to Invert: 2.08'

Sump: 0"
 Floor (Top): 397.67'
 Floor Height: 8"

Floor (Bot): 397.003'
 Overall Height: 2.75'
 Slack: -0.04"

Structure Notes:

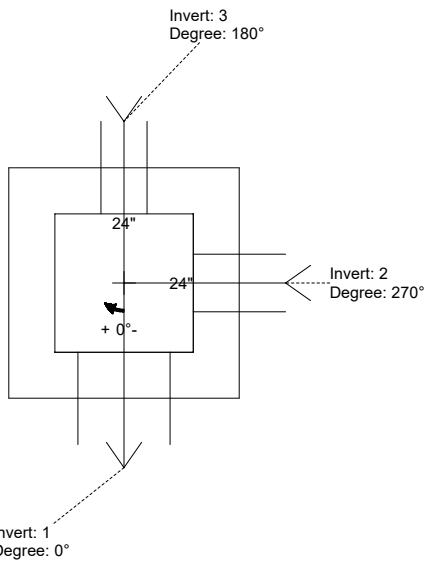
1. PER ASTM C-913 SPECIFICATIONS
2. CONCRETE: 4,000 PSI AT 28 DAYS
3. REINFORCEMENT: #5 BAR @ 12" C.C. E.W. (GRADE 60)
4. NO STORM INVERT
5. NO STEPS
6. HOE 342 FRAME & GRATE SUPPLIED BY ICAST

STRUCTURE SUMMARY:

P2) 24" x 24" - CASTING HEIGHT - 6"
 P1) 24" x 24" - BOX BASE 8inW, 8inF, Variable Ht F/n - 19"
 1) CASTING - HOE 342 F/G
 1) 24" x 24" - Conseal CS-102 1.00"
 1) Hole - 16
 1) Hole - 10
 1) Hole - 8

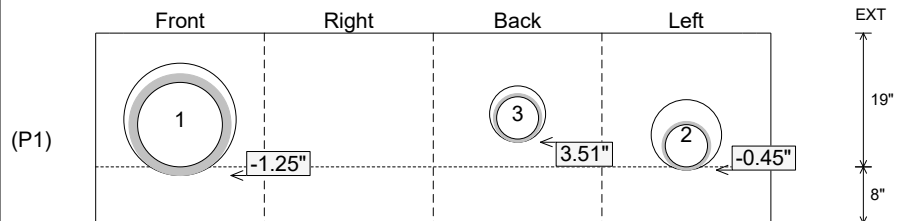
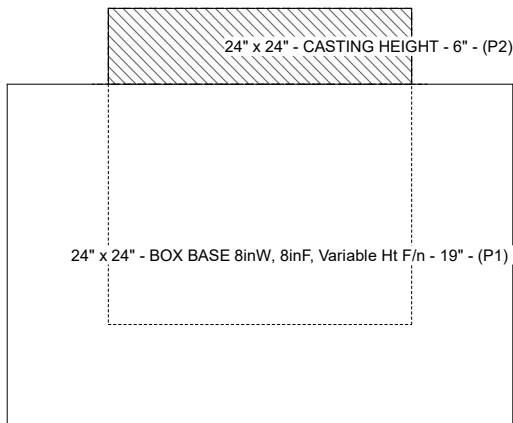
0 lb
 2485 lb
 250 lb
 0 lb
 0 lb
 0 lb
 0 lb

 0 lb
 Structure Total: 2735 lb



Position	Elev	Angle	Pipe	Pipe OD	Hole	Connector	Up (L)	Ref
Rim	399.75'							
Reducer								
Invert 1	397.67'	0°	12" HDPE	14.5"	16"	Hole 16	-1.25"	P1
Invert 2	397.67'	270°	6" HDPE	6.9"	10"	Hole 10	-0.45"	P1
Invert 3	398'	180°	6" HDPE (perf pipe)	6.9"	8"	Hole 8	3.51"	P1
Invert 4								
Invert 5								
Invert 6								
Invert 7								
Invert 8								

Cast (Int. Dim.) - Interior Dimensions



Submittal Drawing
 1/26/2026 2:26:05 PM

SUBMITTAL
 APPROVED BY: