

Job Name: 25-2601 Spring Creek Parkway Phase 2 (Storm)
 Job Location: Clarksville, TN
 Contractor: Byard Construction, LLC

Plant: Beaver Dam
 2/23/2026 8:54:39 AM

Tech: S. Felletter
 PC: A. Chambers



Structure ID: CB-50

P3 BX6262-08RVF

BOX RISER 8inW, Variable Ht F/G

- P5) 28" x 34" - CASTING HEIGHT - 7" 0 lb
- P4) 62" x 62" - BX FLAT TOP 8"W - TDOT NO 12SC (28"x34" HOLE) F/F - 10" 4945 lb
- P3) 62" x 62" - BOX RISER 8inW, Variable Ht F/G - 35" 6560 lb
- P2) 62" x 62" - BOX RISER 8inW, Variable Ht T/G - 69" 12969 lb
- P1) 62" x 62" - BOX BASE 8inW, 8inF, Variable Ht T/n - 82" 15701 lb
- 3) 62" x 62" - Conseal CS-102 1.00" 0 lb
- 1) 28" x 34" - Conseal CS-102 1.00" 0 lb
- 2) Hole - 60 0 lb
- 1) Hole - 6 0 lb

Structure Total: 40175 lb

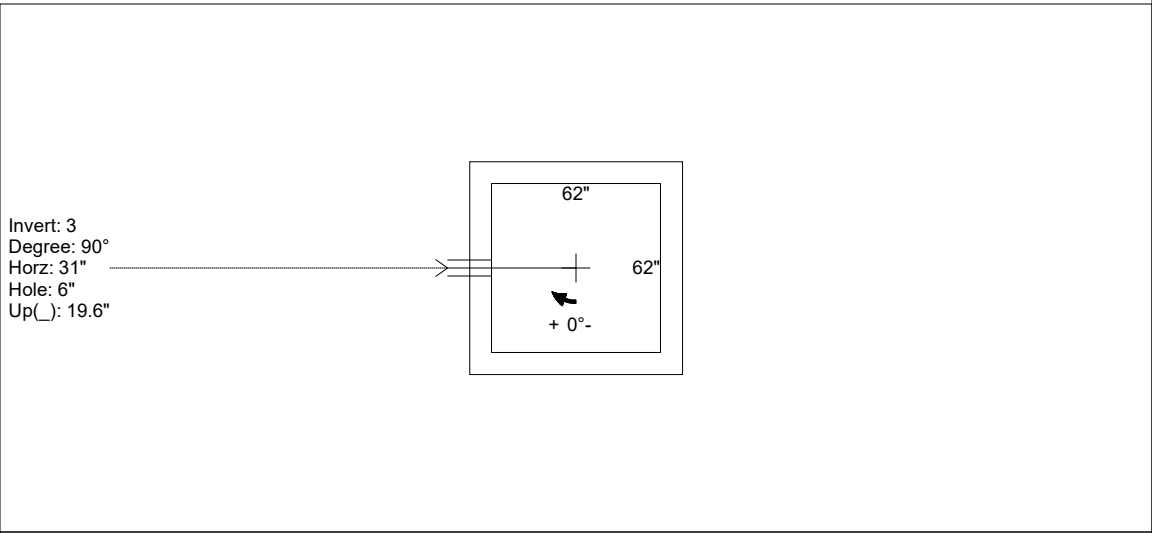
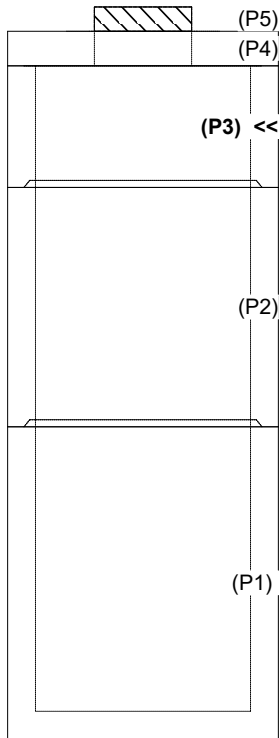
Structure Notes:
 1. PER TDOT D-CB-12SC / ASTM C913 SPEC'S.
 2. CONCRETE = 4,000 PSI AT 28 DAYS.
 3. NO INVERT CHANNEL.
 4. CASTING BY OTHERS (TDOT TY. 12 - JBS 3123 MOD F/G/H)

 REINFORCING PER ASTM A615 (GRADE 60).
 ** SEE TDOT STD DRAWING D-CB-12SC **
 - TOP SLAB - DBL MAT #5 BARS.
 - WALLS (As .54) #5 BARS AT 7" C.C.E.W.
 - FLOOR (As .54) #5 BARS AT 7" C.C.E.W.

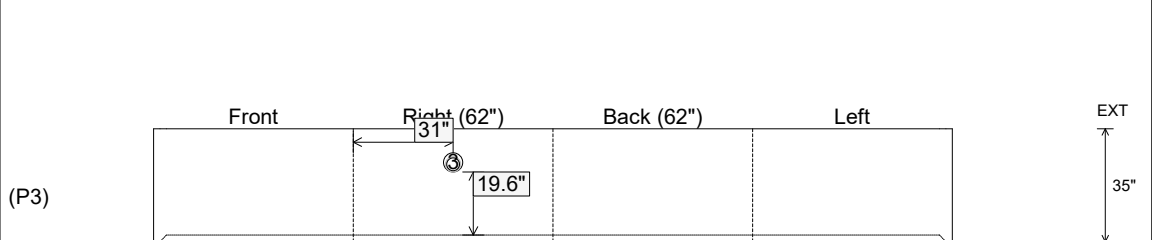
Rim: 499.62' Rim to Invert: 16.5' Slack: 0" Sump: 5" Step Position:

Position	Elev	Angle	Ext. (cw)	Pipe	Pipe OD	Connector	Hole	Horz Size	Up (⌋)	Offset
Invert 1										
Invert 2										
Invert 3	497.12'	90°	39"	4" HDPE (perf pipe)	4.8"	Hole 6	6"	6"	19.6"	0"
Invert 4										
Invert 5										
Invert 6										
Invert 7										
Invert 8										

RIGHT-SIDE UP VIEW (int. dimensions)



INSIDE WALL DIMENSIONS



Coating (Int): Coating (Ext):	Seam Up: Flat Seam Dn: Groove	Wall Thickness: 8" Floor Height: 0"	Height (Int): 35" Height (Ext): 35"	Weight (Net): 6560 lb Volume (Net): 1.68cu.yd
----------------------------------	----------------------------------	--	--	--