

Job Name: 25-2601 Spring Creek Parkway Phase 2 (Storm)	Plant: Beaver Dam	Tech: S. Felletter	
Job Location: Clarksville, TN Contractor: Byard Construction, LLC	2/24/2026 10:39:24 AM	PC: A. Chambers	

Structure ID: CB-44

P3 MH096RSVF

MH RISER Custom Ht F/G

P5) 28" x 34" - CASTING HEIGHT - 7"	0 lb
P4) 96" - MH FLAT TOP - TDOT NO 12 (28"x34" Hole) F/F - 10"	7767 lb
P3) 96" - MH RISER Custom Ht F/G - 70"	17417 lb
P2) 96" - MH RISER Custom Ht T/G - 70"	15157 lb
P1) 96" - MH MONOBASE 8F, Custom Ht T/n - 32"	12550 lb
3) 96" - Conseal CS-102 1.00"	0 lb
1) 28" x 34" - Conseal CS-102 1.00"	0 lb
2) Hole - 60	0 lb
1) Hole - 6	0 lb
Structure Total:	52891 lb

Structure Notes:

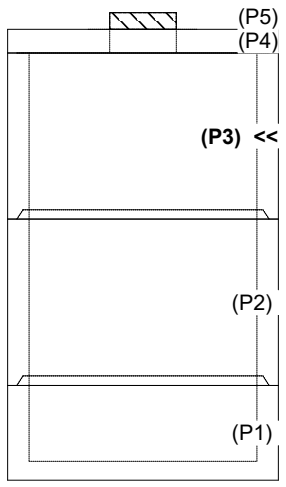
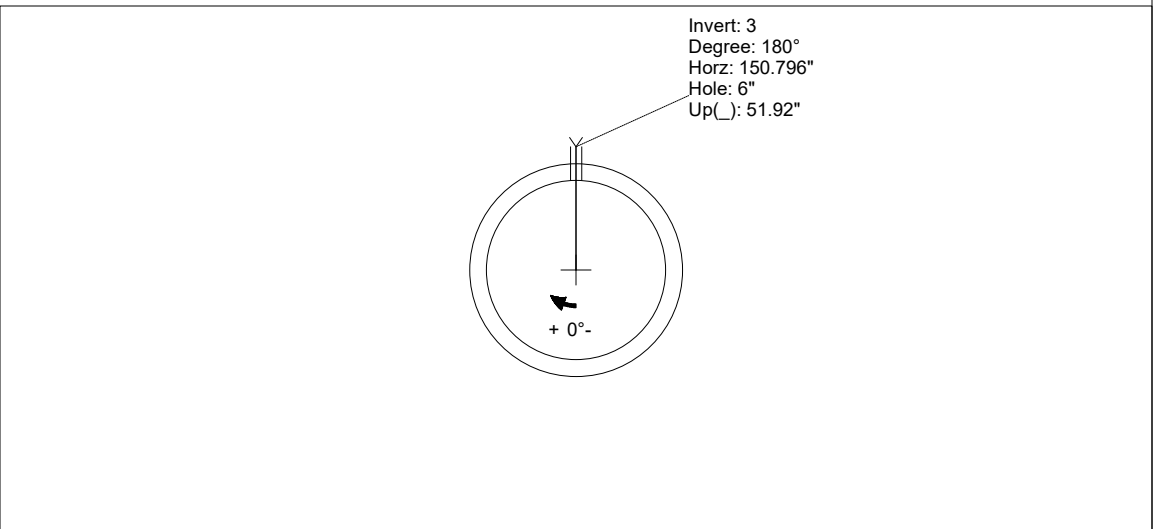
- PER TDOT D-CB-12RC / ASTM C478 SPEC'S.
- CONCRETE = 4,000 PSI AT 28 DAYS.
- NO INVERT CHANNEL.
- CASTING BY OTHERS (TDOT TY. 12 - JBS 3123 MOD F/G/H).

REINFORCING PER ASTM A615 (GRADE 60).
 ** PER TDOT STD DRAWING D-CB-12RC **
 - TOP SLAB - DBL MAT #5 BARS.
 - RISER (As .18)
 - FLOOR (As .62) #5 BARS AT 6" C.C.E.W.

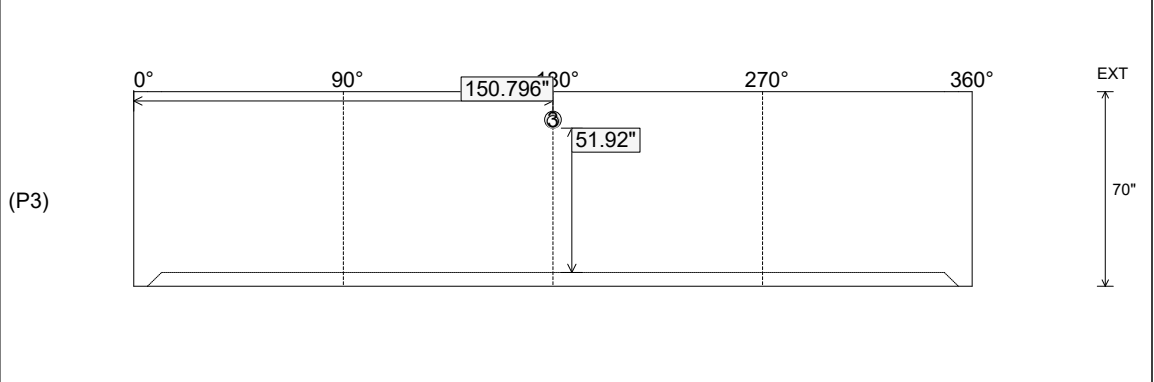
Rim: 501.15' Rim to Invert: 15.36' Slack: 0.32" Sump: 5" Step Position:

Position	Elev	Angle	Ext. (cw)	Pipe	Pipe OD	Connector	Hole	Horz Size	Up ()	Offset
Invert 1										
Invert 2										
Invert 3	498.65'	180°	179.071"	4" HDPE (perf pipe)	4.8"	Hole 6	6"	6.004"	51.92"	0"
Invert 4										
Invert 5										
Invert 6										
Invert 7										
Invert 8										

RIGHT-SIDE UP VIEW (int. dimensions)



INSIDE WALL DIMENSIONS



Coating (Int): Coating (Ext):	Seam Up: Flat Seam Dn: Groove	Wall Thickness: 9" Floor Height: 0"	Height (Int): 70" Height (Ext): 70"	Weight (Net): 17417 lb Volume (Net): 4.45cu.yd
----------------------------------	----------------------------------	--	--	---