

Job Name: 25-2592 - Meadows-Northland Ph 7
 Job Location: Lexington, KY
 Contractor: Delmae LLC

Plant: 100

2/5/2026 2:17:11 PM

Tech: J. Horsley - F

PC: T. Lewis



Structure ID: S7

P1 MH048BAVF

MH BASE Custom Ht F/n

- P3) 24" - CASTING HEIGHT - 7"
- P2) 48" - MH FLAT TOP w/ 24" ECC Hole F/F - 7"
- P1) 48" - MH BASE Custom Ht F/n - 44"
- 1) 48" - Conseal CS-102 1.00"
- 1) Hole - 24
- 1) Hole - 20
- 4) MH Step ML-10-TDS-NCR - 10"

0 lb
 1286 lb
 4072 lb
 0 lb
 0 lb
 0 lb
 0 lb
 Structure Total: 5358 lb

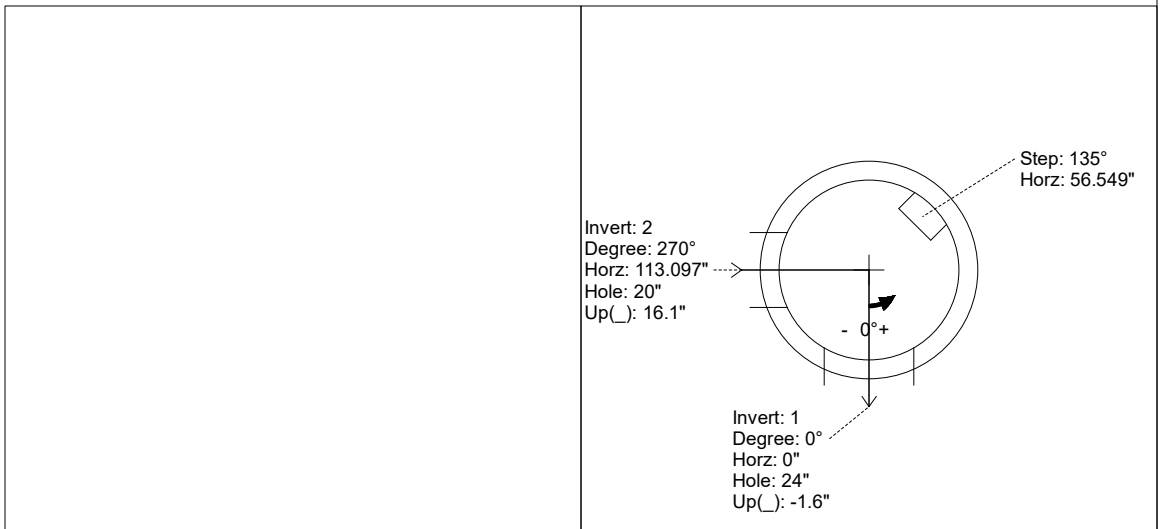
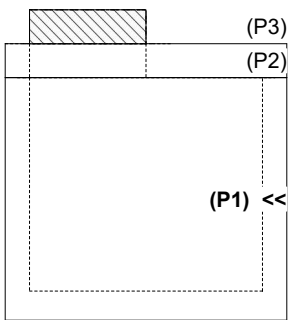
- Structure Notes:**
1. PER ASTM C-478 SPECIFICATIONS
 2. CONCRETE: 4,000 PSI AT 28 DAYS
 3. REINFORCEMENT: PER ASTM A615
 4. NO STORM INVERT
 5. STEPS AT 135 DEGREES
 6. HOE MC-350 FRAME & COVER "STORM" SUPPLIED BY OTHERS

Rim: 971.44' Rim to Invert: 4.88' Slack: 0.56" Sump: 0" Step Position: 135°

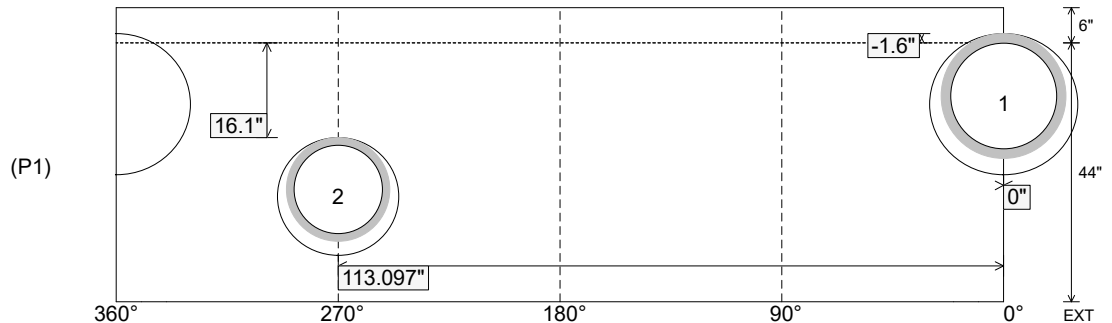
Position	Elev	Angle	Ext. (cw)	Pipe	Pipe OD	Connector	Hole	Horz Size	Up ()	Offset
Invert 1	966.56'	0°	0"	18" HDPE	21.2"	Hole 24	24"	25.133"	-1.6"	0"
Invert 2	968.01'	270°	136.659"	15" HDPE	17.6"	Hole 20	20"	20.629"	16.1"	0"
Invert 3										
Invert 4										
Invert 5										
Invert 6										
Invert 7										
Invert 8										

RIGHT-SIDE UP VIEW (int. dimensions)

UPSIDE-DOWN VIEW (int. dimensions)



INSIDE WALL DIMENSIONS



Coating (Int):
 Coating (Ext):

Seam Up: Flat
 Seam Dn: n/a

Wall Thickness: 5"
 Floor Height: 6"

Height (Int): 44"
 Height (Ext): 50"

Weight (Net): 4072 lb
 Volume (Net): 1.04cu.yd