

Job Name: 25-2592 - Meadows-Northland Ph 7
 Job Location: Lexington, KY
 Contractor: Delmae LLC

Plant: 100

2/5/2026 2:17:38 PM

Tech: J. Horsley - F

PC: T. Lewis



Structure ID: S5

P2 MH048RS60S

MH RISER SPECIAL T/G

- P4) 24" - CASTING HEIGHT - 7"
- P3) 48" - MH FLAT TOP w/ 24" ECC Hole F/G - 12"
- P2) 48" - MH RISER SPECIAL T/G - 60"
- P1) 48" - MH BASE Custom Ht T/n - 56"
- 2) 48" - Conseal CS-102 1.00"
- 2) Hole - 24
- 1) Hole - 22
- 1) Hole - 20
- 10) MH Step ML-10-TDS-NCR - 10"

- 0 lb
- 1561 lb
- 4027 lb
- 4713 lb
- 0 lb
- 0 lb
- 0 lb
- 0 lb
- 0 lb

Structure Notes:

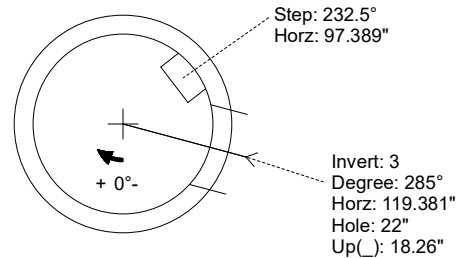
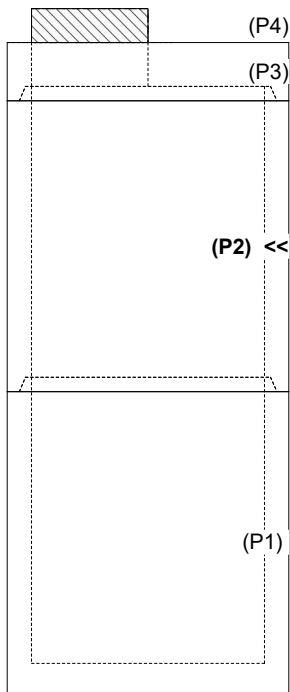
1. PER ASTM C-478 SPECIFICATIONS
2. CONCRETE: 4,000 PSI AT 28 DAYS
3. REINFORCEMENT: PER ASTM A615
4. STEPS AT 232.5 DEGREES
5. HOE MC-350 FRAME & COVER "STORM" SUPPLIED BY OTHERS

Structure Total: 10300 lb

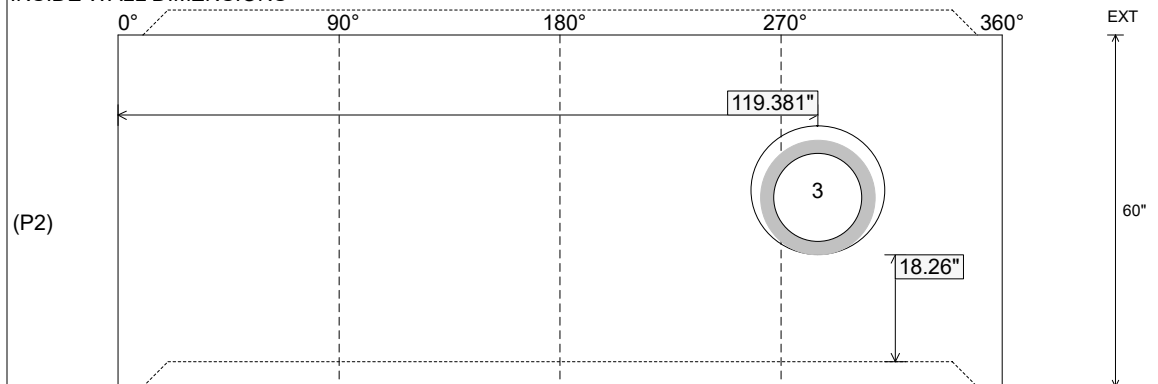
Rim: 975.87' Rim to Invert: 11.26' Slack: 0.12" Sump: 0" Step Position: 232.5°

Position	Elev	Angle	Ext. (cw)	Pipe	Pipe OD	Connector	Hole	Horz Size	Up ()	Offset
Invert 1										
Invert 2										
Invert 3	971.34'	285°	144.251"	15" RCP B WALL	19.5"	Hole 22	22"	22.854"	18.26"	0"
Invert 4										
Invert 5										
Invert 6										
Invert 7										
Invert 8										

RIGHT-SIDE UP VIEW (int. dimensions)



INSIDE WALL DIMENSIONS



Coating (Int):
 Coating (Ext):

Seam Up: Tongue
 Seam Dn: Groove

Wall Thickness: 5"
 Floor Height: 0"

Height (Int): 60"
 Height (Ext): 60"

Weight (Net): 4027 lb
 Volume (Net): 1.03cu.yd