

Job Name: 25-2592 - Meadows-Northland Ph 7
 Job Location: Lexington, KY
 Contractor: Delmae LLC

Plant: 100

2/5/2026 2:17:07 PM

Tech: J. Horsley - F

PC: T. Lewis



Structure ID: G1

P1 MH048BA72

MH BASE T/n

- P3) 24" x 36" - CASTING HEIGHT - 6"
- P2) 48" - MH FLAT TOP w/24"x36" Hole F/G - 12"
- P1) 48" - MH BASE T/n - 72"
- 1) 48" - Conseal CS-102 1.00"
- 1) 24" x 36" - Conseal CS-102 1.00"
- 1) Hole - 20
- 6) MH Step ML-10-TDS-NCR - 10"

- 0 lb
- 1300 lb
- 6225 lb
- 0 lb
- 0 lb
- 0 lb
- 0 lb

Structure Total: 7525 lb

Structure Notes:

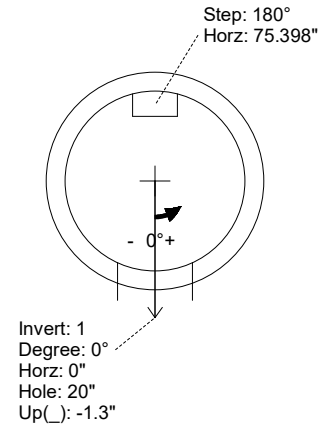
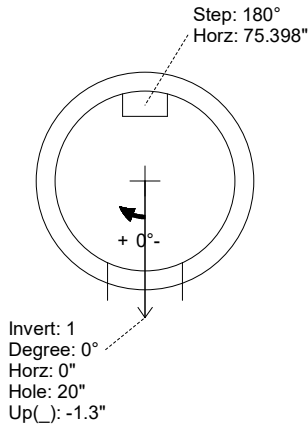
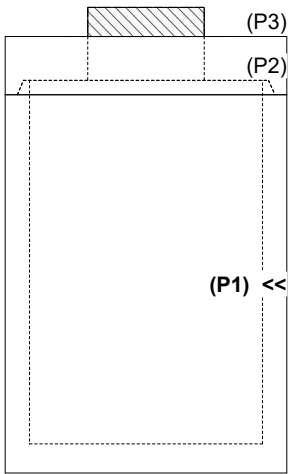
1. PER LFUCG CBI TYPE D / ASTM C-478 SPECIFICATIONS
2. CONCRETE: 4,000 PSI AT 28 DAYS
3. REINFORCEMENT: PER ASTM A615
4. NO STORM INVERT
5. STEPS AT 180 DEGREES
6. HOE 525 FRAME, L-VANE GRATE, & CURB HOOD SUPPLIED BY OTHERS

Rim: 975.37' Rim to Invert: 7.51' Slack: 0.12" Sump: 0" Step Position: 180°

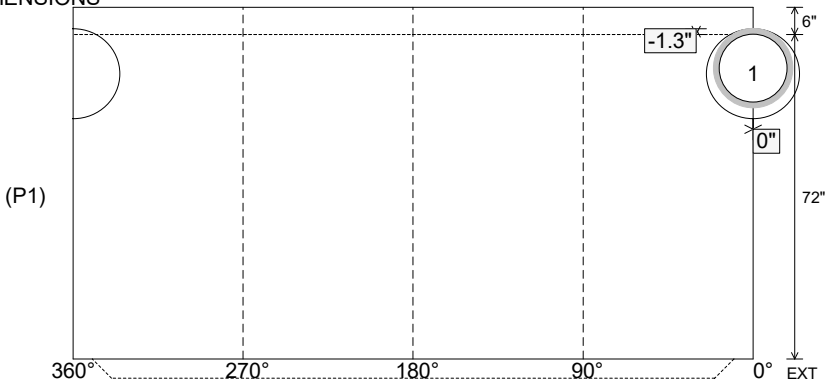
Position	Elev	Angle	Ext. (cw)	Pipe	Pipe OD	Connector	Hole	Horz Size	Up (↓)	Offset
Invert 1	967.86'	0°	0"	15" HDPE	17.6"	Hole 20	20"	20.629"	-1.3"	0"
Invert 2										
Invert 3										
Invert 4										
Invert 5										
Invert 6										
Invert 7										
Invert 8										

RIGHT-SIDE UP VIEW (int. dimensions)

UPSIDE-DOWN VIEW (int. dimensions)



INSIDE WALL DIMENSIONS



Coating (Int):
 Coating (Ext):

Seam Up: Tongue
 Seam Dn: n/a

Wall Thickness: 5"
 Floor Height: 6"

Height (Int): 72"
 Height (Ext): 78"

Weight (Net): 6225 lb
 Volume (Net): 1.59cu.yd