

Job Name: 25-2592 - Meadows-Northland Ph 7  
 Job Location: Lexington, KY  
 Contractor: Delmae LLC

Plant: 100

2/5/2026 2:17:06 PM

Tech: J. Horsley - F

PC: T. Lewis



**Structure ID: F1**

**P1 BX2436-08BVF**

**BOX BASE 8inW, 8inF, Variable Ht F/n**

- P2) 24" x 36" - CASTING HEIGHT - 6"
- P1) 24" x 36" - BOX BASE 8inW, 8inF, Variable Ht F/n - 25"
- 1) 24" x 36" - Conseal CS-102 1.00"
- 1) Hole - 20"

0 lb  
 3736 lb  
 0 lb  
 0 lb  
 -----  
 Structure Total: 3736 lb

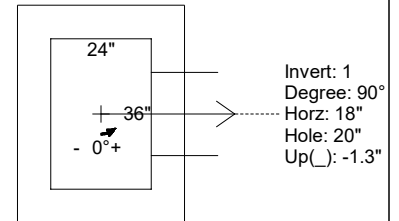
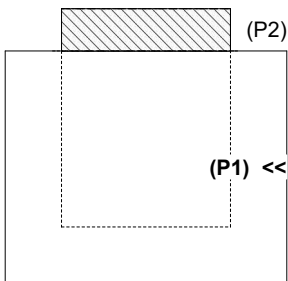
- Structure Notes:**
1. PER LFUCG CBI TYPE D / ASTM C-913 SPECIFICATIONS
  2. CONCRETE: 4,000 PSI AT 28 DAYS
  3. REINFORCEMENT: #5 BAR @ 12" C.C. E.W. (GRADE 60) - 2" MIN. REBAR CLEARANCE (TYP)
  4. NO STORM INVERT
  5. NO STEPS
  6. HOE 525 FRAME, L-VANE GRATE, & CURB HOOD SUPPLIED BY OTHERS

Rim: 969.39' Rim to Invert: 2.61' Slack: 0.32" Sump: 0" Step Position:

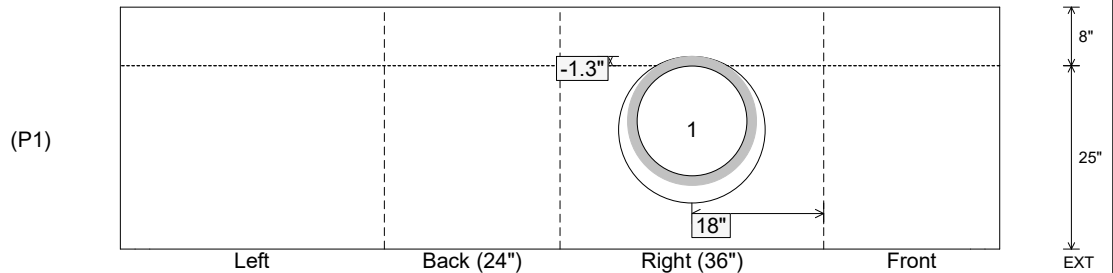
Position	Elev	Angle	Ext. (cw)	Pipe	Pipe OD	Connector	Hole	Horz Size	Up ( )	Offset
Invert 1	966.78'	90°	26"	15" HDPE	17.6"	Hole 20	20"	20"	-1.3"	0"
Invert 2										
Invert 3										
Invert 4										
Invert 5										
Invert 6										
Invert 7										
Invert 8										

RIGHT-SIDE UP VIEW (int. dimensions)

UPSIDE-DOWN VIEW (int. dimensions)



INSIDE WALL DIMENSIONS



Coating (Int):  
 Coating (Ext):

Seam Up: Flat  
 Seam Dn: n/a

Wall Thickness: 8"  
 Floor Height: 8"

Height (Int): 25"  
 Height (Ext): 33"

Weight (Net): 3736 lb  
 Volume (Net): 0.95cu.yd