

Job Name: 25-2592 - Meadows-Northland Ph 7
 Job Location: Lexington, KY
 Contractor: Delmae LLC

Plant: 100

2/5/2026 2:17:06 PM

Tech: J. Horsley - F

PC: T. Lewis



Structure ID: E1

P1 BX2436-08BA60

BOX BASE 8inW, 8inF F/n

- P2) 24" x 36" - CASTING HEIGHT - 6"
- P1) 24" x 36" - BOX BASE 8inW, 8inF F/n - 60"
- 1) 24" x 36" - Conseal CS-102 1.00"
- 1) Hole - 20"

0 lb
 7308 lb
 0 lb
 0 lb

 Structure Total: 7308 lb

Structure Notes:

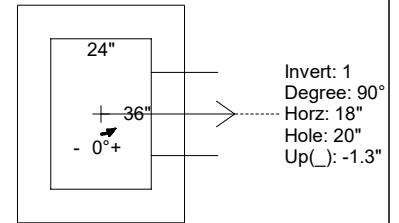
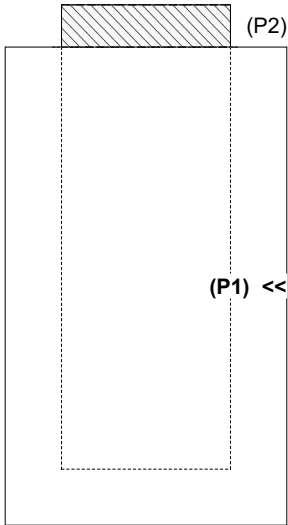
1. PER LFUCG CBI TYPE D / ASTM C-913 SPECIFICATIONS
2. CONCRETE: 4,000 PSI AT 28 DAYS
3. REINFORCEMENT: #5 BAR @ 12" C.C. E.W. (GRADE 60) - 2" MIN. REBAR CLEARANCE (TYP)
4. NO STORM INVERT
5. NO STEPS
6. HOE 525 FRAME, L-VANE GRATE, & CURB HOOD SUPPLIED BY OTHERS

Rim: 969.39' Rim to Invert: 5.64' Slack: 1.68" Sump: 0" Step Position:

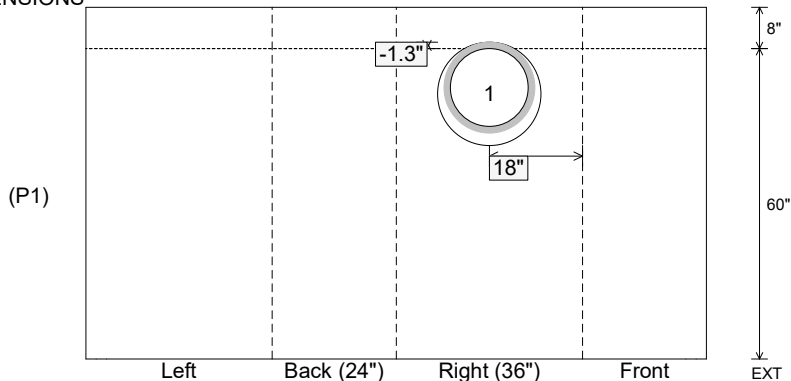
Position	Elev	Angle	Ext. (cw)	Pipe	Pipe OD	Connector	Hole	Horz Size	Up ()	Offset
Invert 1	963.75'	90°	26"	15" HDPE	17.6"	Hole 20	20"	20"	-1.3"	0"
Invert 2										
Invert 3										
Invert 4										
Invert 5										
Invert 6										
Invert 7										
Invert 8										

RIGHT-SIDE UP VIEW (int. dimensions)

UPSIDE-DOWN VIEW (int. dimensions)



INSIDE WALL DIMENSIONS



Coating (Int):
 Coating (Ext):

Seam Up: Flat
 Seam Dn: n/a

Wall Thickness: 8"
 Floor Height: 8"

Height (Int): 60"
 Height (Ext): 68"

Weight (Net): 7308 lb
 Volume (Net): 1.87cu.yd