

Job Name: 25-2592 - Meadows-Northland Ph 7
Job Location: Lexington, KY
Contractor: Delmae LLC

PC: T. Lewis
 TECH: J. Horsley - F
 Plant: 100



Structure ID: **D1**
 Spec: LEXINGTON
 Type: CBI TYPE D
 Size: 24" x 36"

Rim: 966.28'
 Invert: 963.25'
 Rim to Invert: 3.03'

Sump: 0"
 Floor (Top): 963.25'
 Floor Height: 8"

Floor (Bot): 962.583'
 Overall Height: 3.667'
 Slack: 0.36"

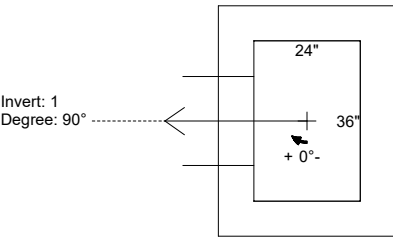
- Structure Notes:**
1. PER LFUCG CBI TYPE D / ASTM C-913 SPECIFICATIONS
 2. CONCRETE: 4,000 PSI AT 28 DAYS
 3. REINFORCEMENT: #5 BAR @ 12" C.C. E.W. (GRADE 60)
 4. NO STORM INVERT
 5. NO STEPS
 6. HOE 525 FRAME, L-VANE GRATE, & CURB HOOD SUPPLIED BY OTHERS

STRUCTURE SUMMARY:

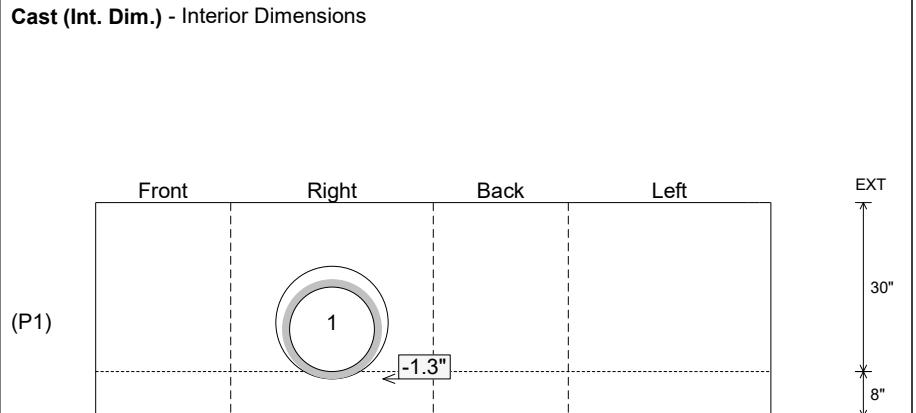
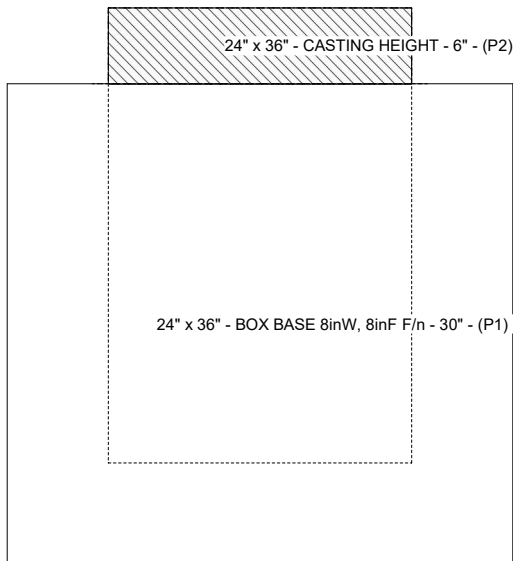
P2) 24" x 36" - CASTING HEIGHT - 6"
 P1) 24" x 36" - BOX BASE 8inW, 8inF F/n - 30"
 1) 24" x 36" - Conseal CS-102 1.00"
 1) Hole - 20

0 lb
 4247 lb
 0 lb
 0 lb

 Structure Total: 4247 lb



Position	Elev	Angle	Pipe	Pipe OD	Hole	Connector	Up (L)	Ref
Rim	966.28'							
Reducer								
Invert 1	963.25'	90°	15" HDPE	17.6"	20"	Hole 20	-1.3"	P1
Invert 2								
Invert 3								
Invert 4								
Invert 5								
Invert 6								
Invert 7								
Invert 8								



Submittal Drawing
 2/5/2026 1:28:28 PM

SUBMITTAL
 APPROVED BY: