

Job Name: 25-2511B - Blue Sky Sec 1 (Storm)
Job Location: Clarksville, TN
Contractor: Byard Construction, LLC

PC: A. Chambers
 TECH: J. Horsley - F
 Plant: 100



Structure ID: J
 Spec: Storm
 Type: BX 6inW, 6inF
 Size: 28" x 64"

Rim: 514.2'
 Invert: 510.7'
 Rim to Invert: 3.5'

Sump: 0"
 Floor (Top): 510.7'
 Floor Height: 6"

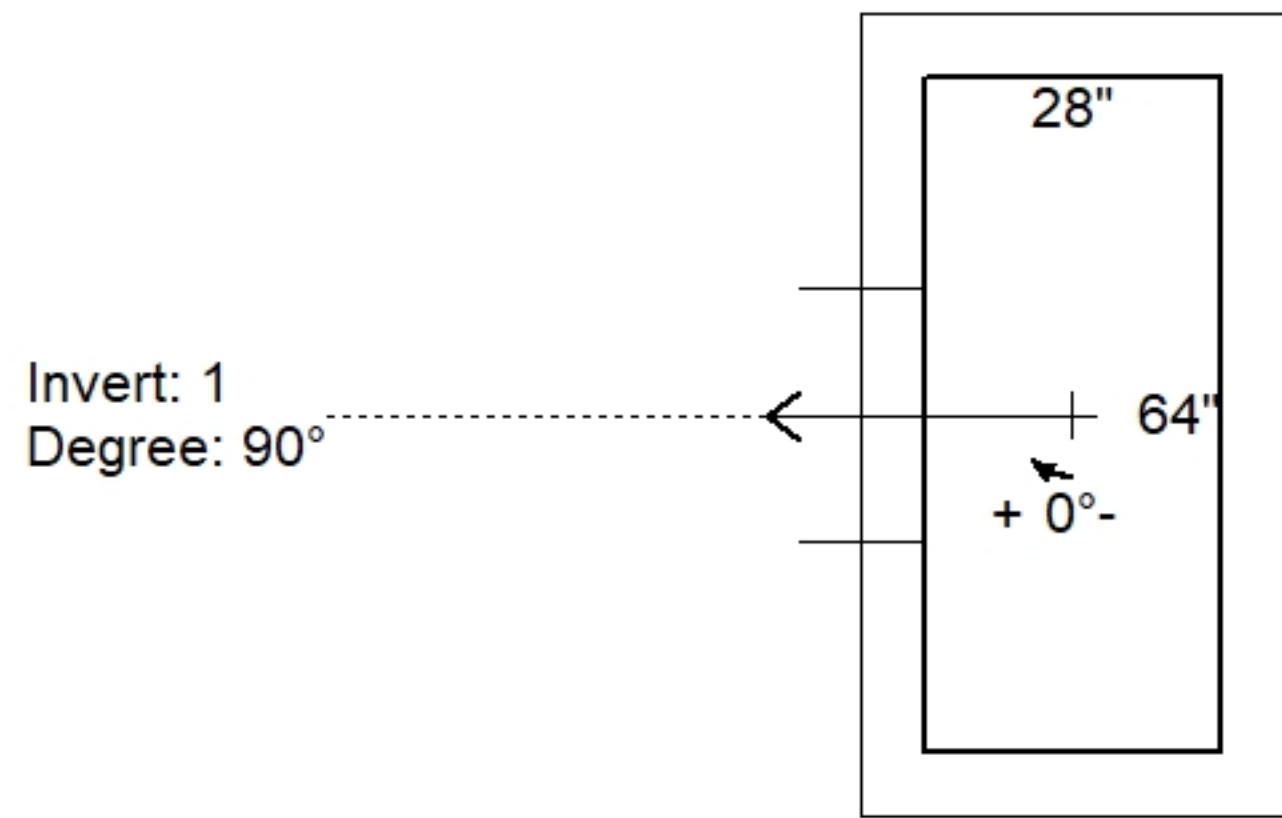
Floor (Bot): 510.2'
 Overall Height: 4'
 Slack: 0"

Structure Notes:
 1. PER ASTM C913 SPECIFICATIONS.
 2. CONCRETE = 4,000 PSI AT 28 DAYS.
 3. NO STEPS AND NO INVERT CHANNEL.
 4. CASTING BY I-CAST (2 ea. - JBS 3080-V SET(F/G/H)).


REINFORCING PER ASTM A615 (GRADE 60).
 - WALLS (As .31) #5 BARS AT 12" C.C.E.W.
 - FLOOR (As .31) #5 BARS AT 12" C.C.E.W.

STRUCTURE SUMMARY:

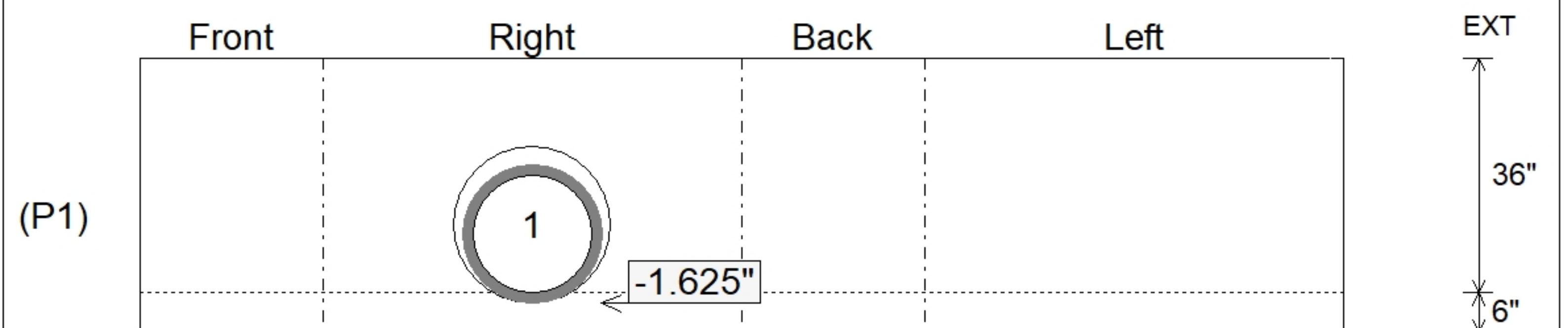
P2) 28" x 64" - CASTING HEIGHT - 6"	0 lb
P1) 28" x 64" - BOX BASE 6inW, 6inF F/n - 36"	5073 lb
1) Conseal CS-102 1.00" (Single)	0 lb
2) CASTING - JBS 3080-V SET (F/G/H)	1000 lb
1) Hole - 24	0 lb
Structure Total:	6073 lb



Position	Elev	Angle	Pipe	Pipe OD	Hole	Connector	Up ()	Ref
Rim	514.2'							
Reducer								
Invert 1	510.7'	90°	18" HDPE	21.2"	24"	Hole 24	-1.625"	P1
Invert 2								
Invert 3								
Invert 4								
Invert 5								
Invert 6								
Invert 7								
Invert 8								



Cast (Int. Dim.) - Interior Dimensions



Submittal Drawing
 11/19/2025 3:10:58 PM

SUBMITTAL
 APPROVED BY: