

Job Name: 25-2511B - Blue Sky Sec 1 (Storm)	Plant: 100	Tech: J. Horsley - F
Job Location: Clarksville, TN	11/17/2025 5:01:29 PM	PC: A. Chambers
Contractor: Byard Construction, LLC		

Structure ID: A

P1 BX2828-06BA36 BOX BASE 6inW, 6inF F/n

P2) 28" x 28" - CASTING HEIGHT - 6"	0 lb
P1) 28" x 28" - BOX BASE 6inW, 6inF F/n - 36"	3043 lb
1) Conseal CS-102 1.00" (Single)	0 lb
1) CASTING - JBS 3080-V SET (F/G/H)	500 lb
1) Hole - 24	0 lb
Structure Total:	3543 lb

Structure Notes:

- PER ASTM C913 SPECIFICATIONS.
- CONCRETE = 4,000 PSI AT 28 DAYS.
- NO STEPS AND NO INVERT CHANNEL.
- CASTING BY I-CAST (JBS 3080-V SET (F/G/H)).

REINFORCING PER ASTM A615 (GRADE 60).

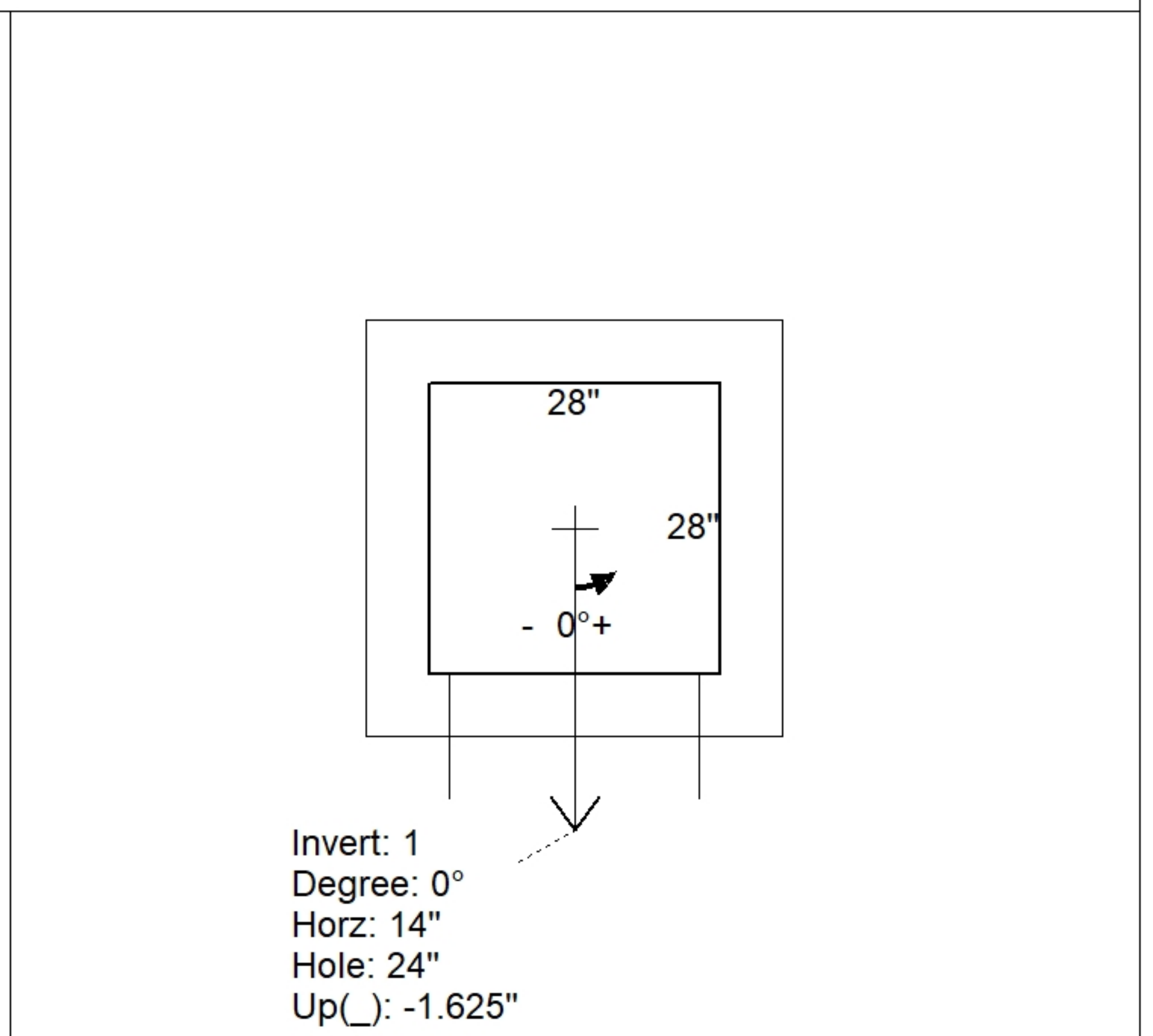
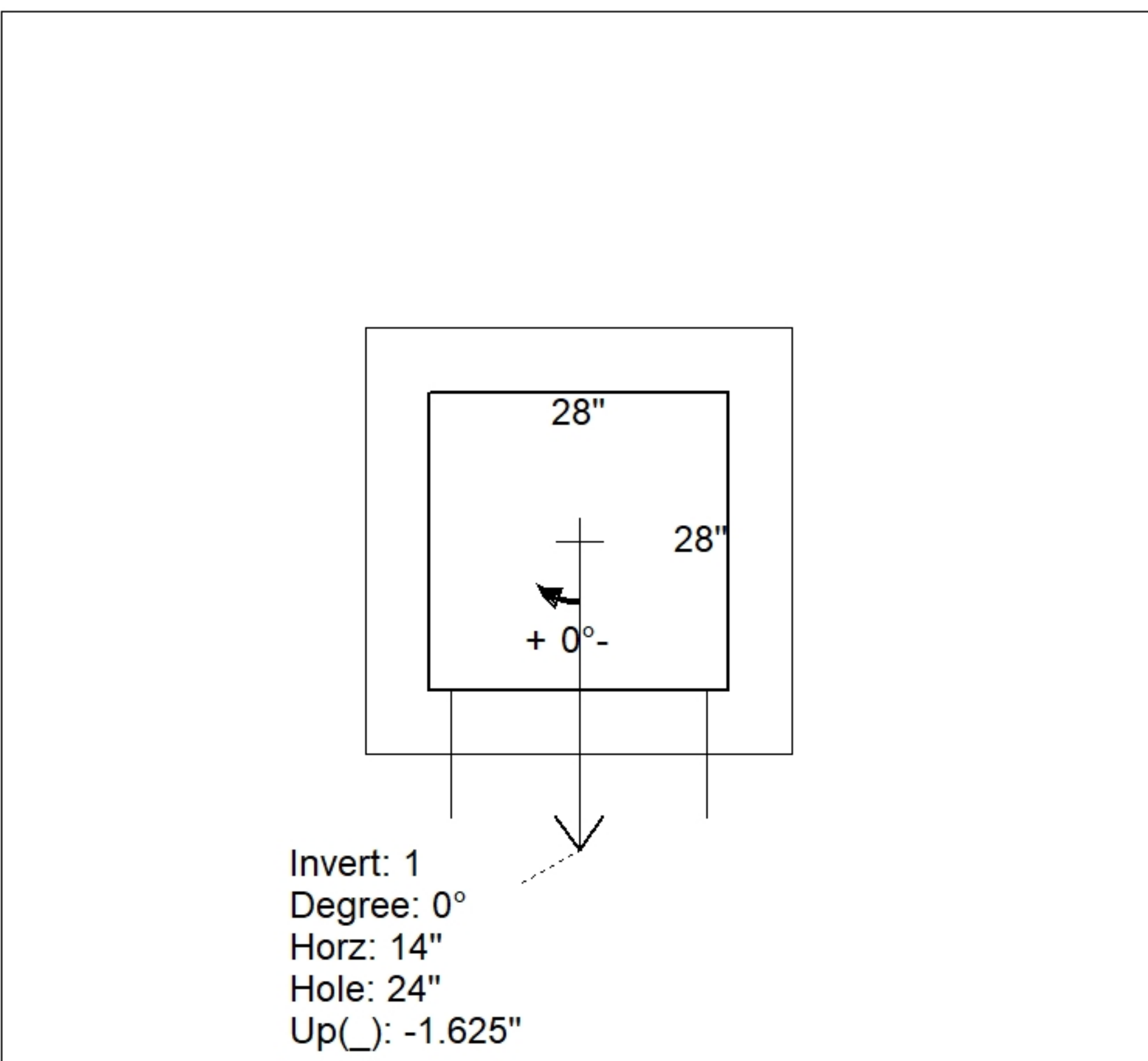
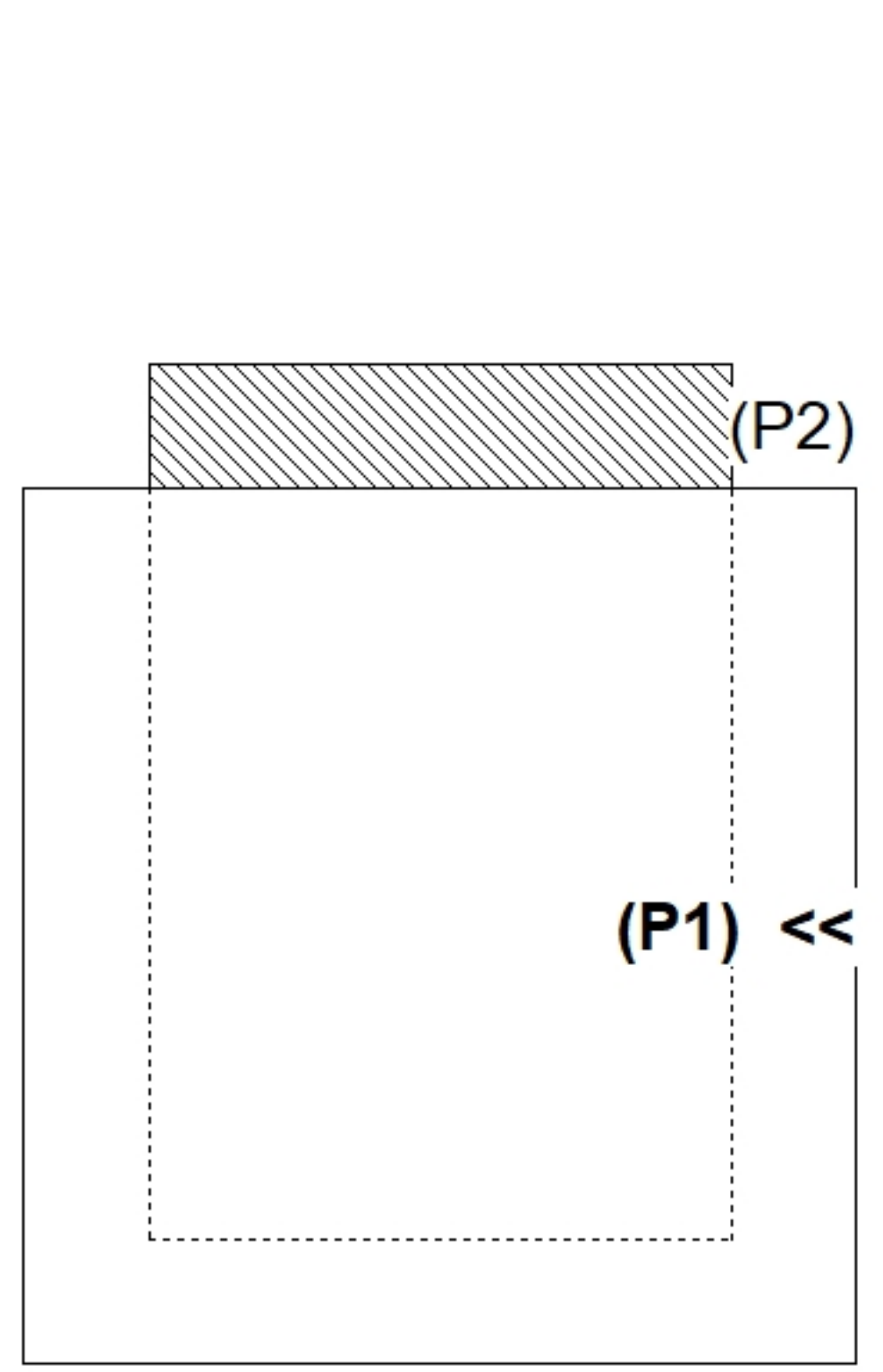
- WALLS (As .31) #5 BARS AT 12" C.C.E.W.
- FLOOR (As .31) #5 BARS AT 12" C.C.E.W.

Rim: 519.01' Rim to Invert: 3.5' Slack: 0" Sump: 0" Step Position:

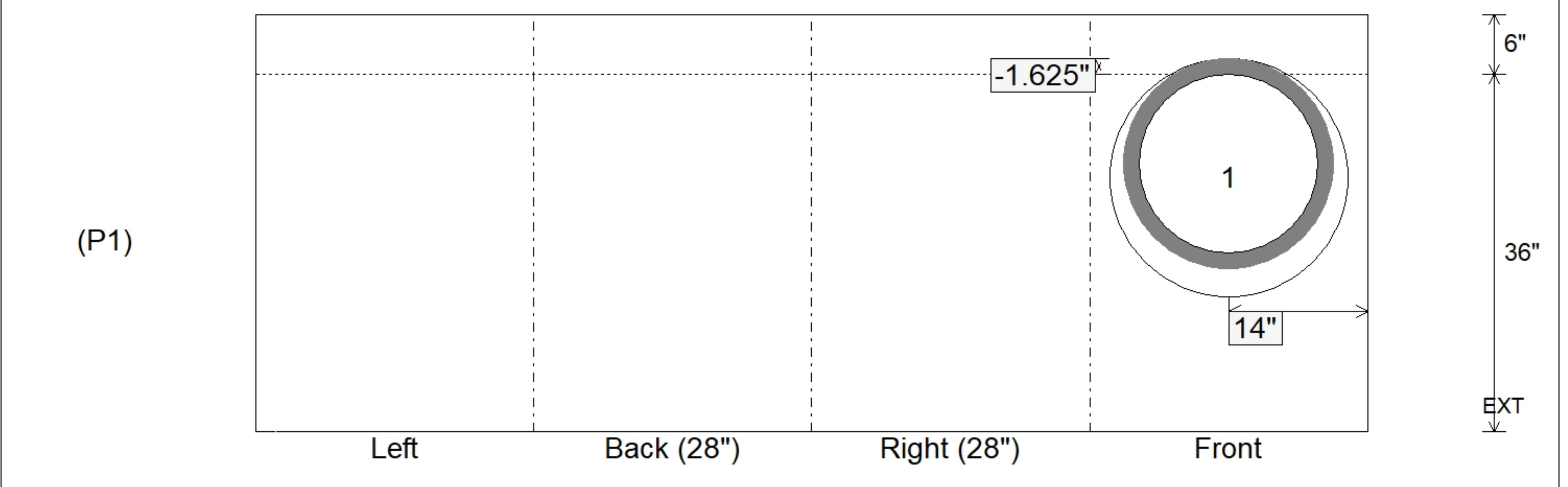
Position	Elev	Angle	Ext. (cw)	Pipe	Pipe OD	Connector	Hole	Horz Size	Up ()	Offset
Invert 1	515.51'	0°	20"	18" HDPE	21.2"	Hole 24	24"	24"	-1.625"	0"
Invert 2										
Invert 3										
Invert 4										
Invert 5										
Invert 6										
Invert 7										
Invert 8										

RIGHT-SIDE UP VIEW (int. dimensions)

UPSIDE-DOWN VIEW (int. dimensions)



INSIDE WALL DIMENSIONS



Coating (Int):	Seam Up: Flat	Wall Thickness: 6"	Height (Int): 36"	Weight (Net): 3043 lb
Coating (Ext):	Seam Dn: n/a	Floor Height: 6"	Height (Ext): 42"	Volume (Net): 0.78cu.yd