

Structure ID: ST-21

P1 BX3636-08BAVF

BOX BASE 8inW, 8inF, Variable Ht F/n

P2) 36" x 36" - CASTING HEIGHT - 3" P1) 36" x 36" - BOX BASE 8inW, 8inF, Variable Ht F/n - 40" 1) CASTING - HOE 595 F/G 1) 36" x 36" - SGL 1"x14.5' Butyl (2x) 1) Hole - 24 1) Hole - 10	0 lb 6185 lb 376 lb 0 lb 0 lb 0 lb ----- Structure Total: 6561 lb
---	--

Structure Notes:

1. PER ASTM C913 SPECIFICATIONS.
2. CONCRETE = 4,000 PSI AT 28 DAYS.
3. NO INVERT CHANNEL.
4. HOE 595 PROVIDED BY ICAST

REINFORCING PER ASTM A615 (GRADE 60).

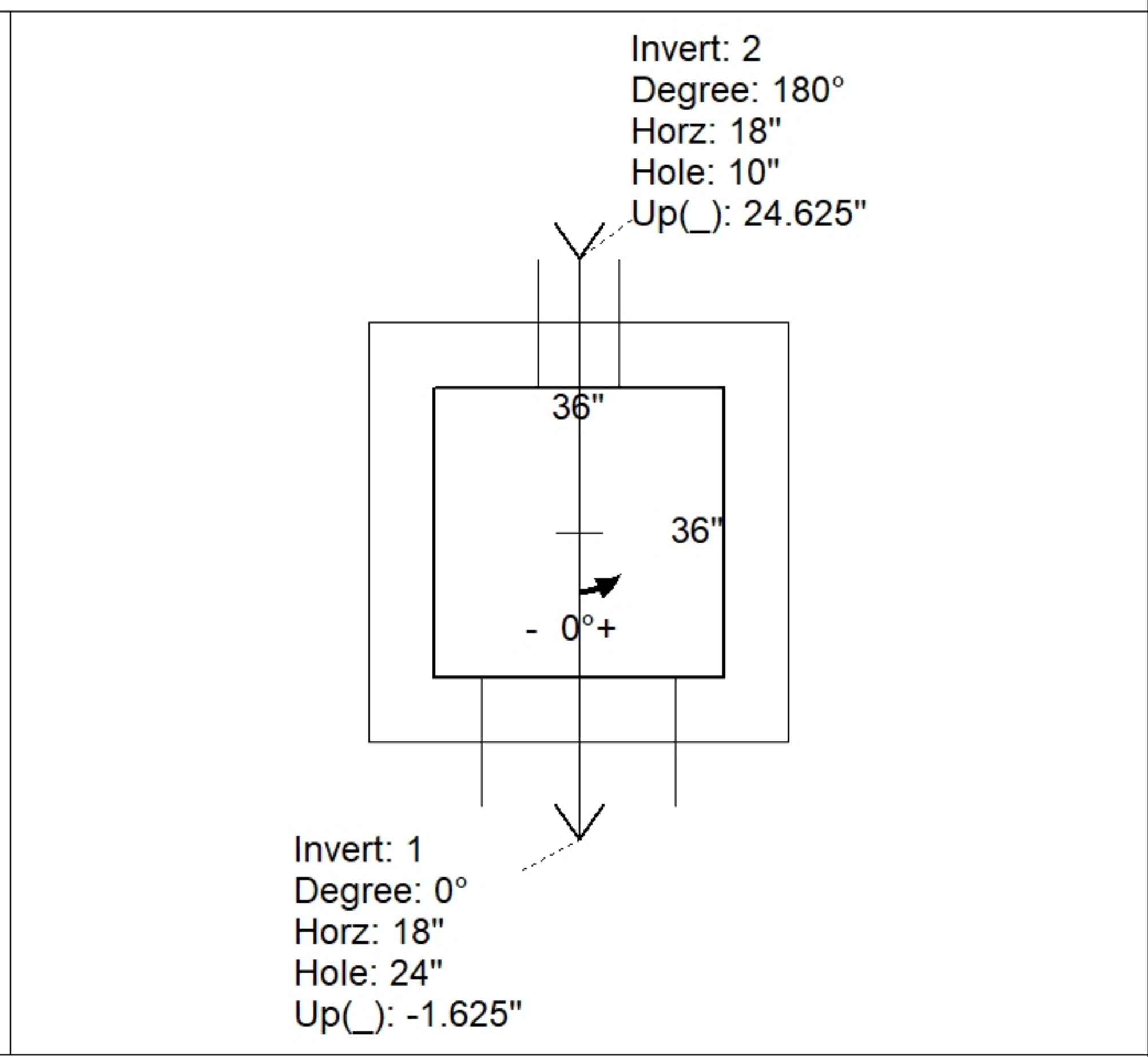
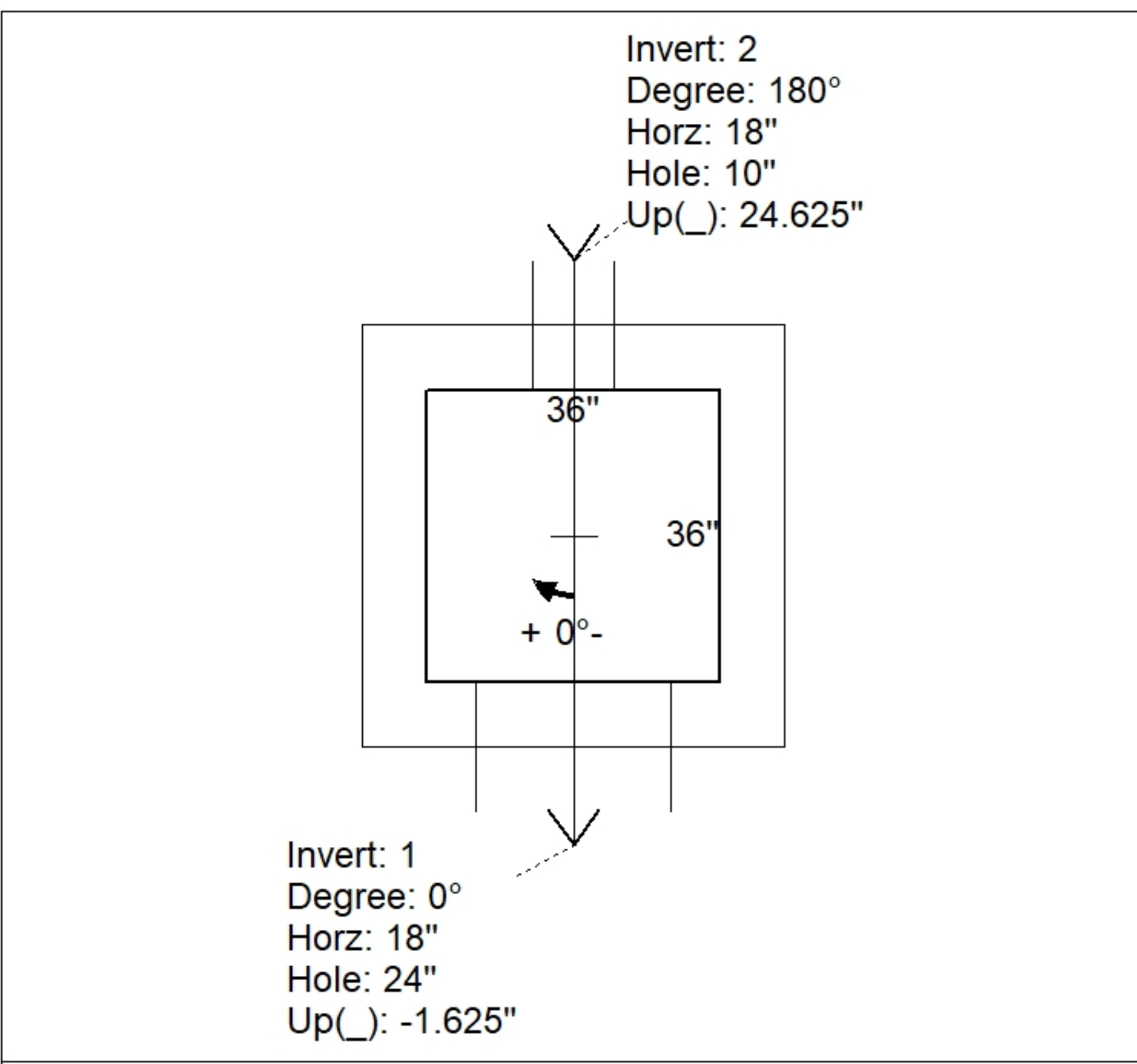
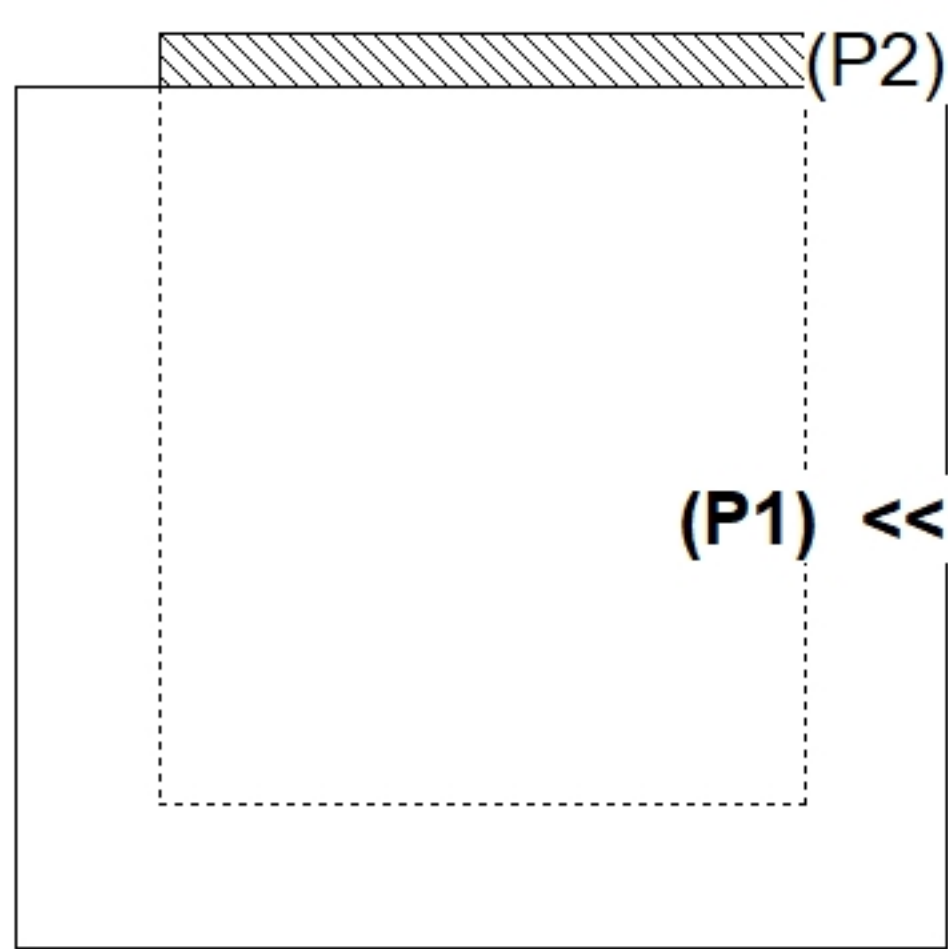
- TOP SLAB (As .62) #5 BARS AT 6" C.C.E.W.
- WALLS (As .12) #5 BARS AT 12" C.C.E.W.
- FLOOR (As .12) #5 BARS AT 12" C.C.E.W.

Rim: 383.75' Rim to Invert: 3.59' Slack: 0.08" Sump: 0" Step Position:

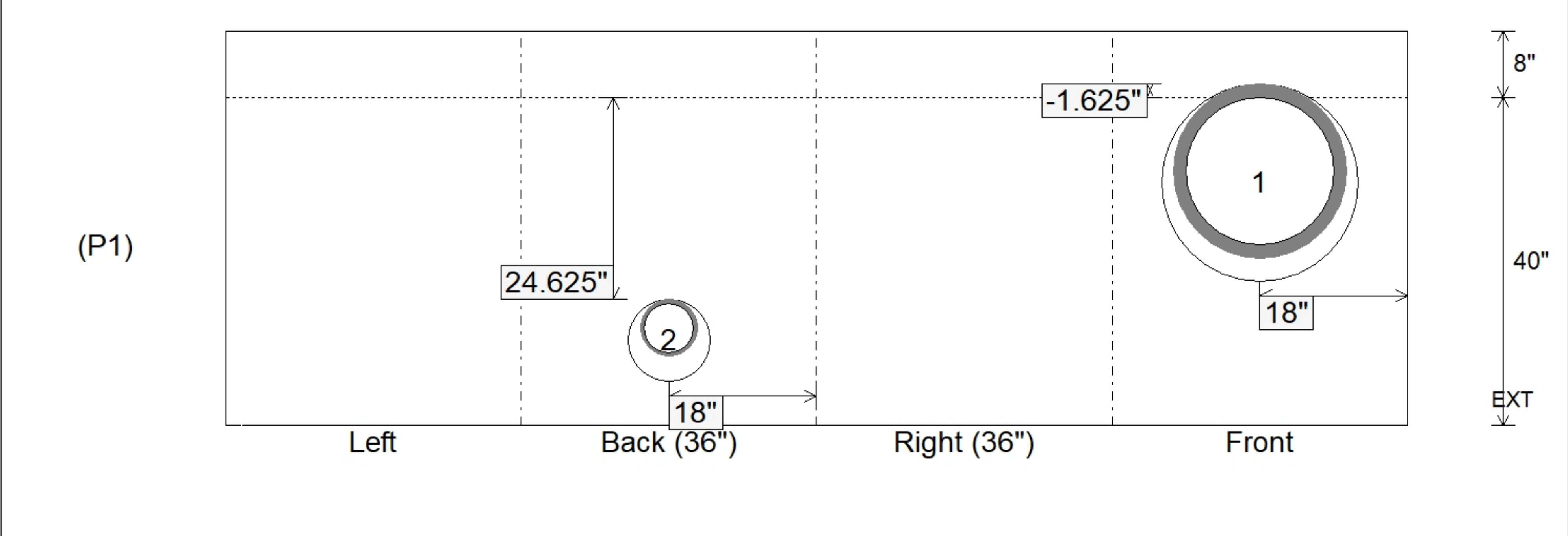
Position	Elev	Angle	Ext. (cw)	Pipe	Pipe OD	Connector	Hole	Horz Size	Up ()	Offset
Invert 1	380.16'	0°	26"	18" HDPE	21.2"	Hole 24	24"	24"	-1.625"	0"
Invert 2	382.25'	180°	26"	6" HDPE	6.9"	Hole 10	10"	10"	24.625"	0"
Invert 3										
Invert 4										
Invert 5										
Invert 6										
Invert 7										
Invert 8										

RIGHT-SIDE UP VIEW (int. dimensions)

UPSIDE-DOWN VIEW (int. dimensions)



INSIDE WALL DIMENSIONS



Coating (Int): Coating (Ext):	Seam Up: Flat Seam Dn: n/a	Wall Thickness: 8" Floor Height: 8"	Height (Int): 40" Height (Ext): 48"	Weight (Net): 6185 lb Volume (Net): 1.58cu.yd
----------------------------------	-------------------------------	--	--	--