

Job Name: 25-2468 Kerrick Elementary
 Job Location: Louisville, KY
 Contractor: KY Earthworks

Plant: Beaver Dam

Tech: J. Horsley

11/14/2025 2:17:11 PM

PC: J. Jarvis



Structure ID: ST 9-CB

P1 BX2436-08BVF

BOX BASE 8inW, 8inF, Variable Ht F/n

- P2) 24" x 36" - CASTING HEIGHT - 6"
- P1) 24" x 36" - BOX BASE 8inW, 8inF, Variable Ht F/n - 19"
- 1) 24" x 36" - SGL 1"x14.5' Butyl
- 1) Hole - 16

0 lb
 3200 lb
 0 lb
 0 lb

 Structure Total: 3200 lb

Structure Notes:
 1. PER LOUISVILLE MSD/ ASTM C913 SPECIFICATIONS.
 2. CONCRETE = 4,000 PSI AT 28 DAYS.
 3. CASTING BY OTHERS (HOE 470 F/G/H).

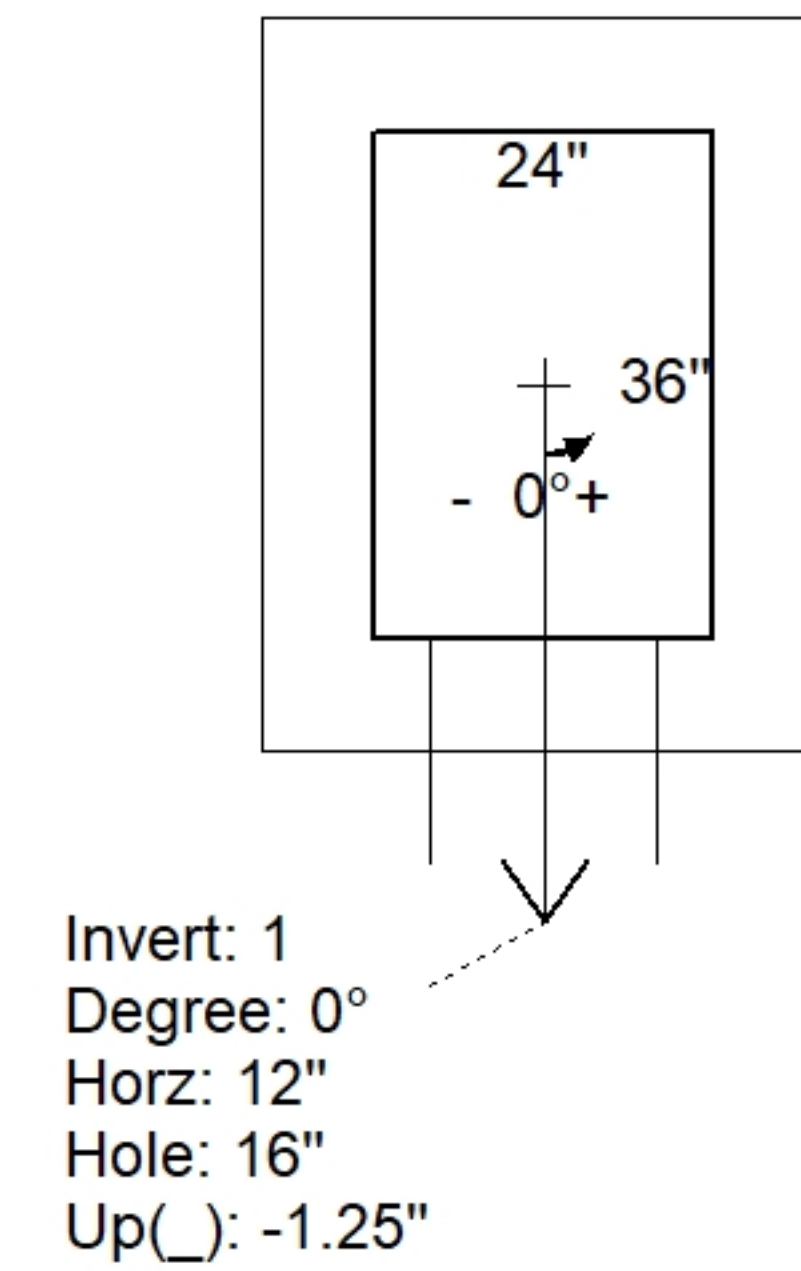
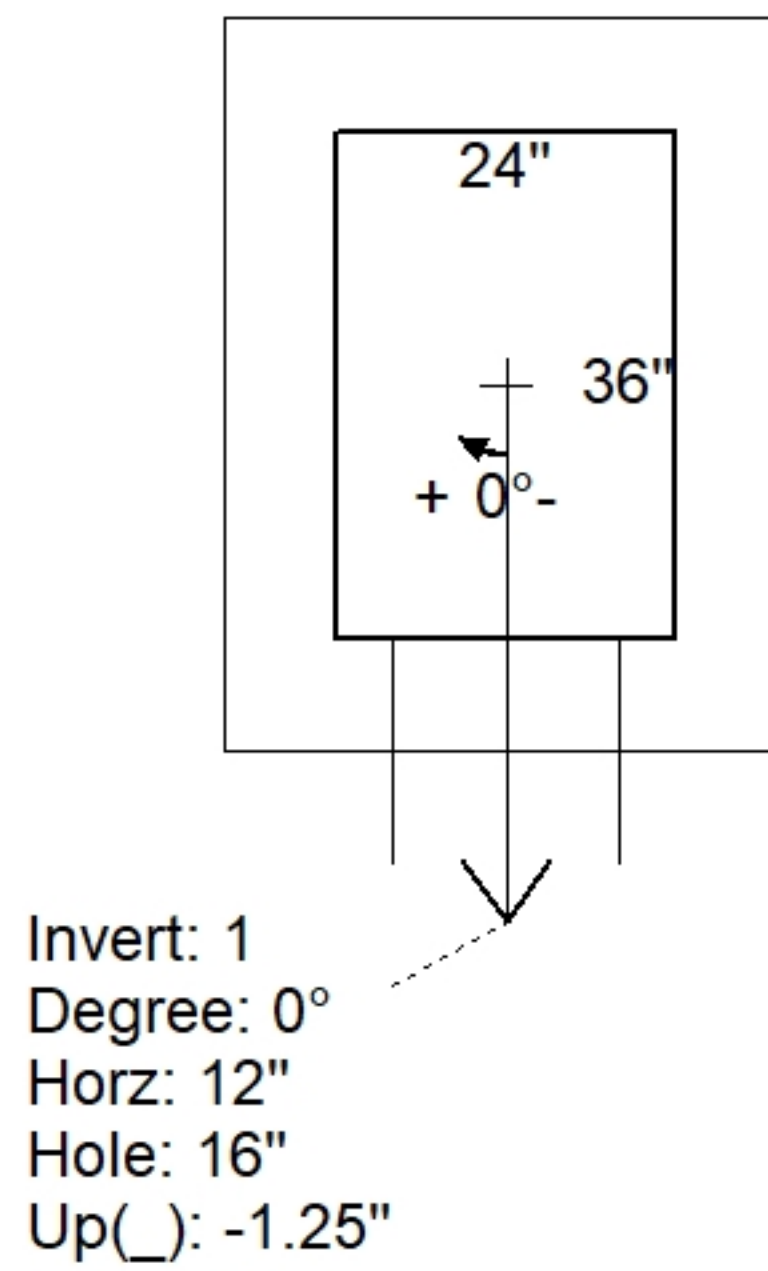
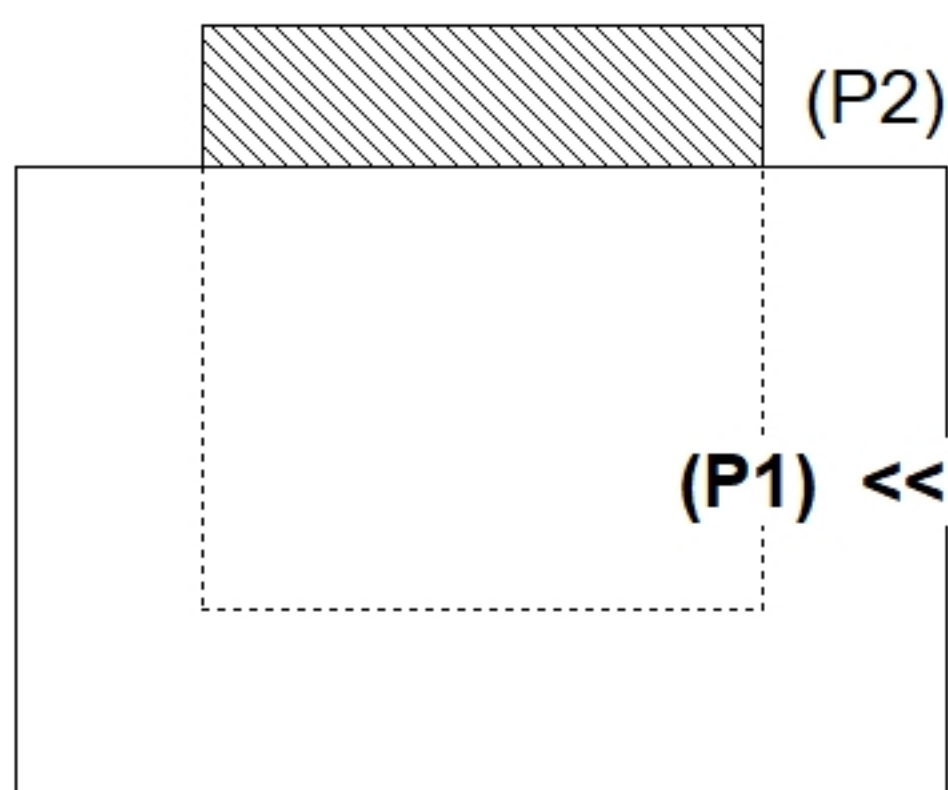
 REINFORCING PER ASTM A615 (GRADE 60).
 - WALLS (As .31) #5 BARS AT 12" C.C.E.W.
 - FLOOR (As .31) #5 BARS AT 12" C.C.E.W.

Rim: 448.41' Rim to Invert: 2.11' Slack: 0.32" Sump: 0" Step Position:

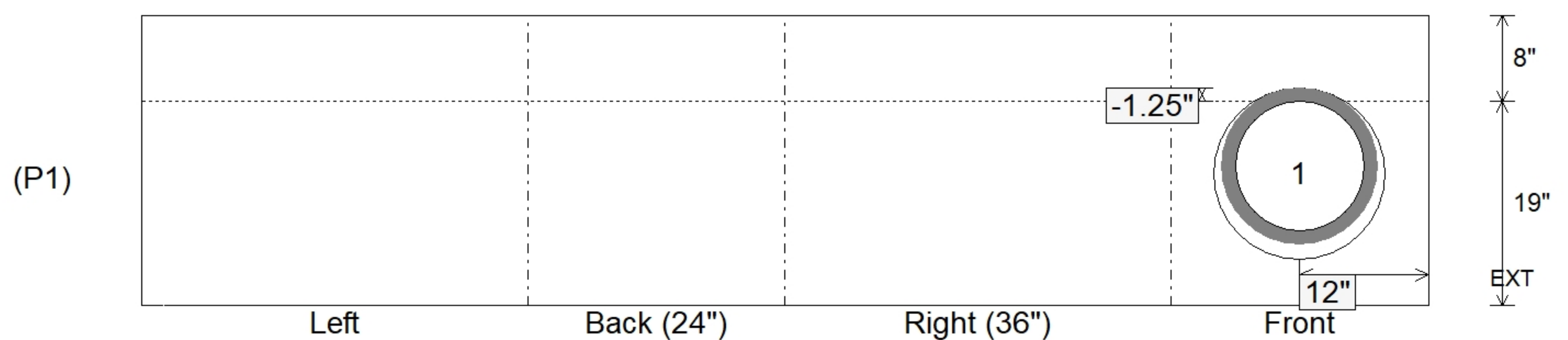
Position	Elev	Angle	Ext. (cw)	Pipe	Pipe OD	Connector	Hole	Horz Size	Up ()	Offset
Invert 1	446.3'	0°	20"	12" HDPE	14.5"	Hole 16	16"	16"	-1.25"	0"
Invert 2										
Invert 3										
Invert 4										
Invert 5										
Invert 6										
Invert 7										
Invert 8										

RIGHT-SIDE UP VIEW (int. dimensions)

UPSIDE-DOWN VIEW (int. dimensions)



INSIDE WALL DIMENSIONS



Coating (Int):
 Coating (Ext):

Seam Up: Flat
 Seam Dn: n/a

Wall Thickness: 8"
 Floor Height: 8"

Height (Int): 19"
 Height (Ext): 27"

Weight (Net): 3200 lb
 Volume (Net): 0.82cu.yd