

Job Name: 25-2468 Kerrick Elementary
Job Location: Louisville, KY
Contractor: KY Earthworks

PC: J. Jarvis
 TECH: J. Horsley
 Plant: Beaver Dam



Structure ID: **ST 14-HDWL (HWSF 24in)**
 Spec: HEADWALLS
 Type: HW SLOPED & FLARED
 Size: 24"

Rim: 2.5'
 Invert: 2.5'
 Rim to Invert: 0'

Sump: 30"
 Floor (Top): 0'
 Floor Height: 0"

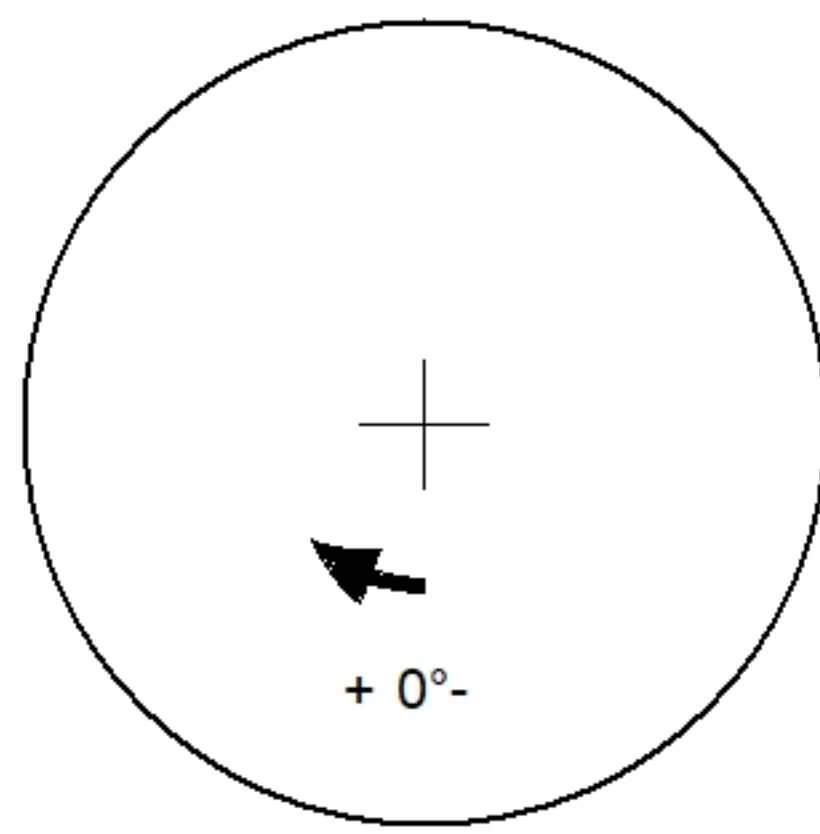
Floor (Bot): 0'
 Overall Height: 2'
 Slack: 6"

Structure Notes:

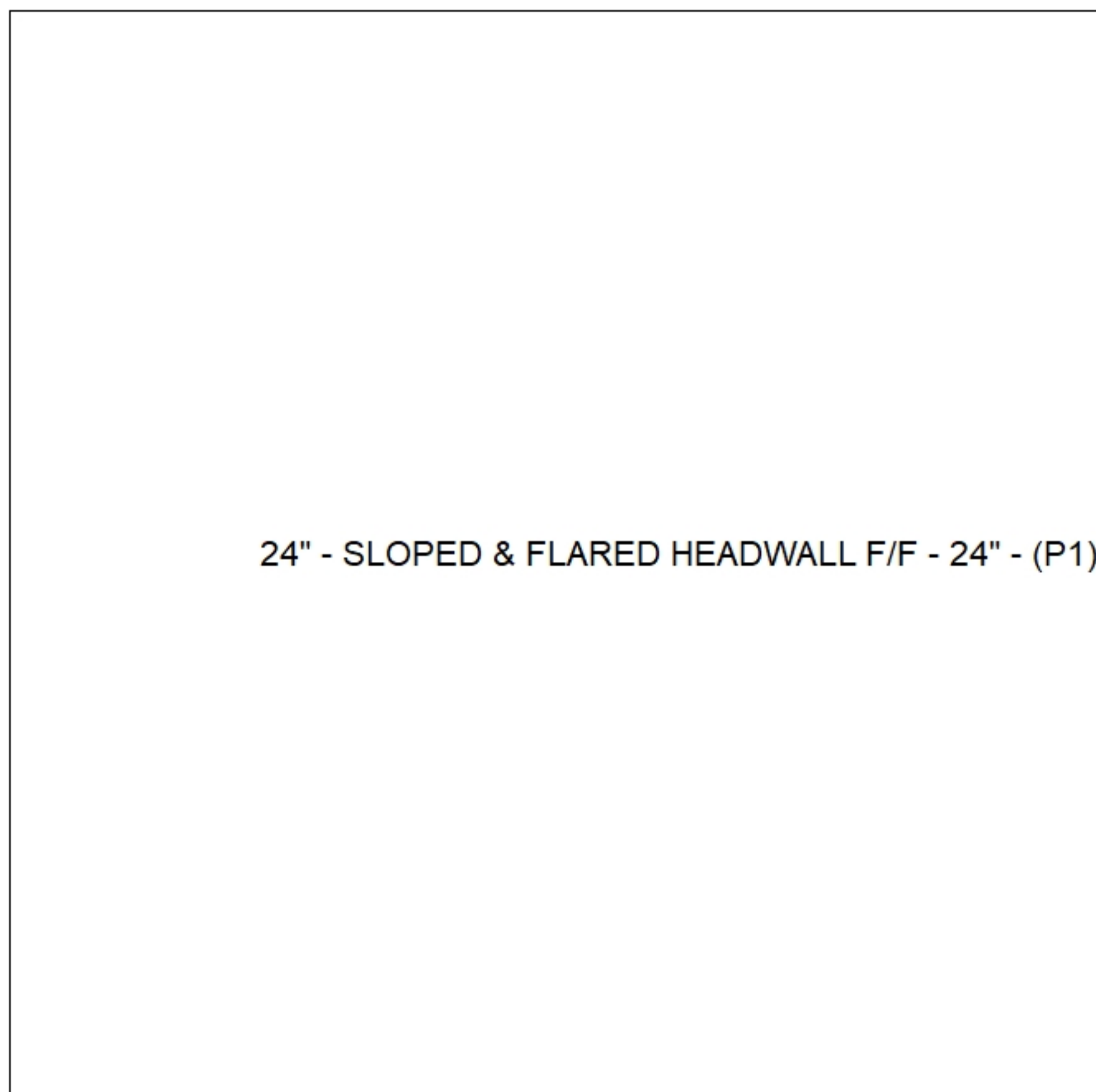
STRUCTURE SUMMARY:

- P1) 24" - SLOPED & FLARED HEADWALL F/F - 24"
- 1) 60" x 52" - BAFFLE WALL (GT-1000 GAL.) - 4"

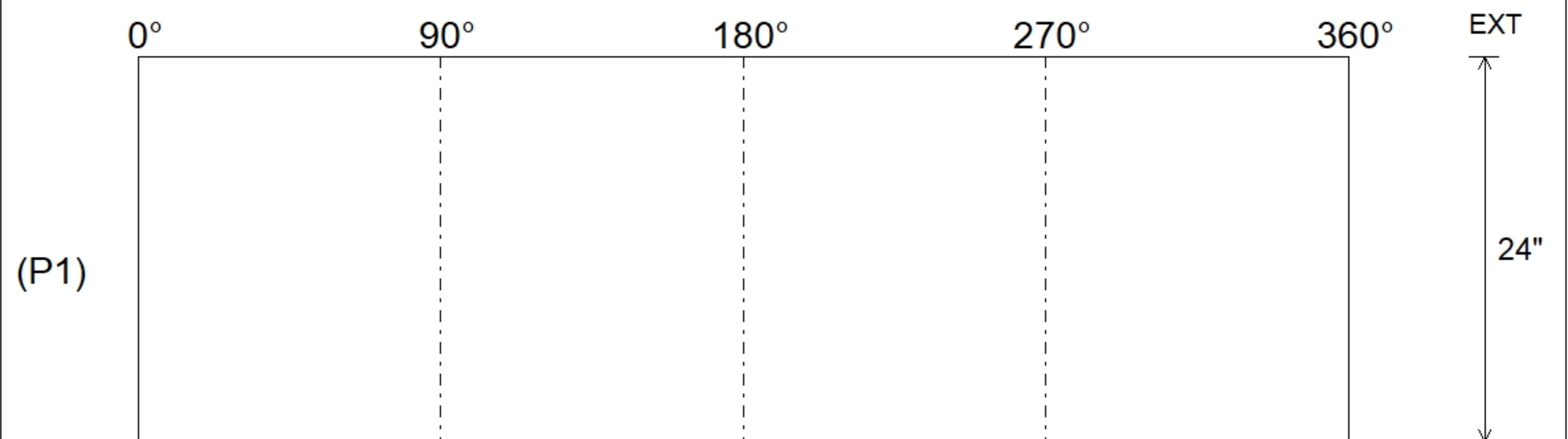
5467 lb
 1035 lb
 Structure Total: 6502 lb



Position	Elev	Angle	Pipe	Pipe OD	Hole	Connector	Up ()	Ref
Rim	2.5'							
Reducer								
Invert 1								
Invert 2								
Invert 3								
Invert 4								
Invert 5								
Invert 6								
Invert 7								
Invert 8								



Cast (Int. Dim.) - Interior Dimensions



Submittal Drawing
 11/14/2025 2:16:30 PM

SUBMITTAL
 APPROVED BY: