Job Name: 25-2422B Woodland Springs Section 3 Storm Job Location: Clarkscille, TN Contractor: Byard Construction, LLC	Plant: 100 9/4/2026 9:49:20 AM	Tech: Jared - A PC: Andy Chembers	

Structure ID: P

P1 BX2436-06BA54 BOX BASE 6inW, 6inF

P2) 24" x 36" - CASTING HEIGHT - 6.5"	0 lb
P1) 24" x 36" - BOX BASE 6inW, 6inF - 54"	4366 lb
1) CASTING - JBS 3080 SET (F/G/H)	500 lb
1) 24" x 36" - Conseal CS-102 1.00"	0 lb
1) Hole - 24	0 lb
1) Hole - 22	0 lb

Structure Total:	4866 lb

Structure Notes: .
1. JBS 3080 SET (F/G/H) PROVIDED BY ICAST.
2. PER ASTM C913 SPECIFICATIONS.
3. CONCRETE = 4,000 PSI AT 28 DAYS.
4. NO INVERT CHANNEL.
5. REINFORCING PER ASTM A615 (GRADE 60).
- WALLS (As .12) #5 BARS AT 12" C.C.E.W.
- FLOOR (As .12) #5 BARS AT 12" C.C.E.W.

Rim: 429.1' Rim to Invert: 4.96' Slack: 0.645" Sump: 1.625" Step Position:

Position	Elev	Angle	Ext. (cw)	Pipe	Pipe OD	Connector	Hole	Horz Size	Up (_)	Offset
Invert 1	424.14'	90°	24"	18" HDPE	21.2"	Hole 24	24"	24"	0.025"	0"
Invert 2	424.24'	270°	24"	18" CMP	19"	Hole 22	22"	22"	2.325"	0"
Invert 3										
Invert 4										
Invert 5										
Invert 6										
Invert 7										
Invert 8										

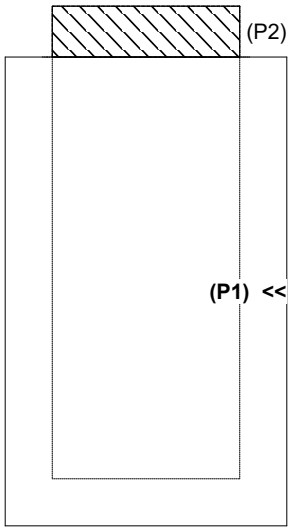

RIGHT-SIDE UP VIEW (int. dimensions)

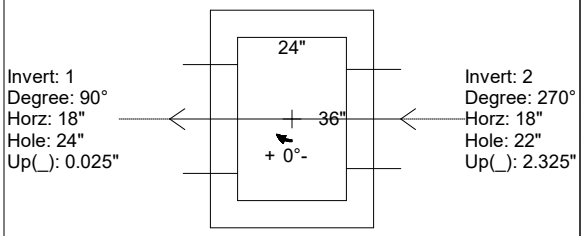

UPSIDE-DOWN VIEW (int. dimenions)

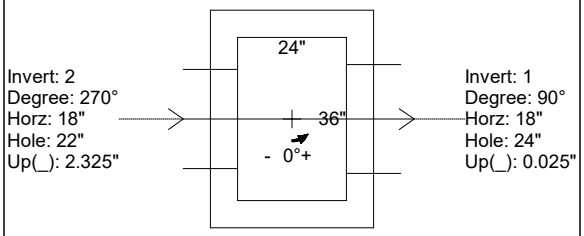

INSIDE WALL DIMENSIONS

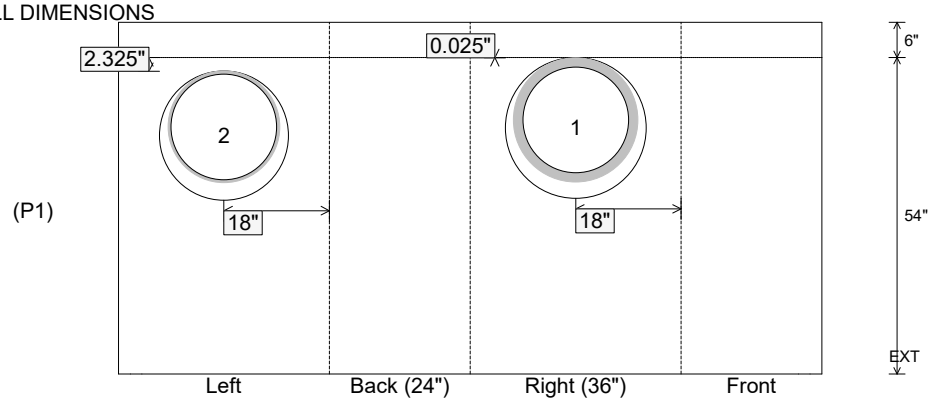

Coating (Int): Coating (Ext):	Seam Up: Flat Seam Dn: n/a	Wall Thickness: 6" Floor Height: 6"	Height (Int): 54" Height (Ext): 60"	Weight (Net): 4366 lb Volume (Net): 1.12cu.yd