Job Name: 25-2422B Woodland Springs Section 3 Storm Job Location: Clarkscille, TN Contractor: Byard Construction, LLC	Plant: 100 9/4/2026 9:49:17 AM	Tech: Jared - A PC: Andy Chembers	

Structure ID: J

P1 BX24108-06W06F-VF BOX BASE 6inW, 6inF, Variable Ht

P2) 24" x 108" - CASTING HEIGHT - 6.5"	0 lb
P1) 24" x 108" - BOX BASE 6inW, 6inF, Variable Ht - 36"	7204 lb
3) CASTING - JBS 3080 SET (F/G/H)	1500 lb
1) Hole - 22	0 lb
Structure Total:	8704 lb

FIRST POUR DRAWING

Structure Notes: .
1. (3)JBS 3080 SET (F/G/H) PROVIDED BY ICAST.
2. PER ASTM C913 SPECIFICATIONS.
3. CONCRETE = 4,000 PSI AT 28 DAYS.
4. NO INVERT CHANNEL.
5. REINFORCING PER ASTM A615 (GRADE 60).
- WALLS (As .12) #5 BARS AT 12" C.C.E.W.
- FLOOR (As .12) #5 BARS AT 12" C.C.E.W.

Rim: 427.02' Rim to Invert: 3.5' Slack: 0" Sump: 0.5" Step Position:

Position	Elev	Angle	Ext. (cw)	Pipe	Pipe OD	Connector	Hole	Horz Size	Up (_)	Offset
Invert 1	423.52'	270°	60"	18" CMP	19"	Hole 22	22"	22"	0"	0"
Invert 2										
Invert 3										
Invert 4										
Invert 5										
Invert 6										
Invert 7										
Invert 8										

RIGHT-SIDE UP VIEW (int. dimensions) UPSIDE-DOWN VIEW (int. dimenions)

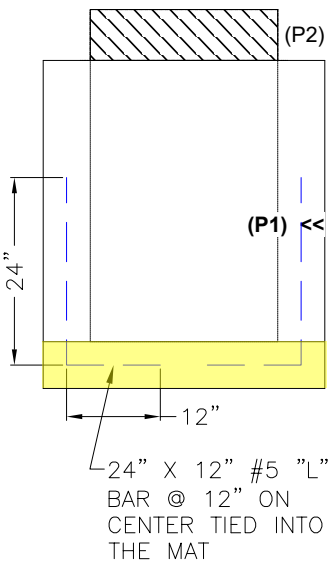

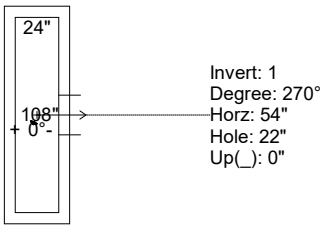

WEIGHTS:
FIRST POUR: 2,175 LBS
SECOND POUR: 5,029 LBS
TOTAL: 7,204 LBS

INSIDE WALL DIMENSIONS

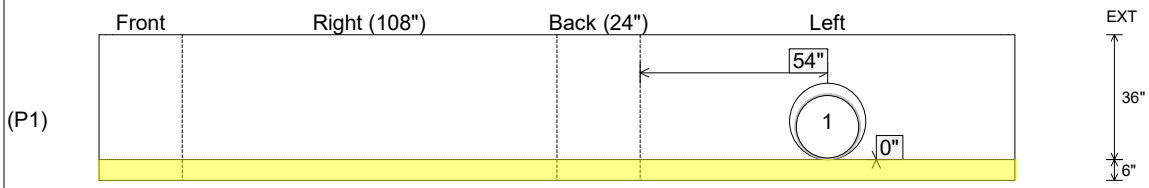

Coating (Int): Coating (Ext):	Seam Up: Flat Seam Dn: n/a	Wall Thickness: 6" Floor Height: 6"	Height (Int): 36" Height (Ext): 42"	Weight (Net): 7204 lb Volume (Net): 1.84cu.yd

Job Name: 25-2422B Woodland Springs Section 3 Storm Job Location: Clarkscille, TN Contractor: Byard Construction, LLC	Plant: 100 9/4/2026 9:49:17 AM	Tech: Jared - A PC: Andy Chembers	

Structure ID: J

P1 BX24108-06W06F-VF BOX BASE 6inW, 6inF, Variable Ht

P2) 24" x 108" - CASTING HEIGHT - 6.5"	0 lb
P1) 24" x 108" - BOX BASE 6inW, 6inF, Variable Ht - 36"	7204 lb
3) CASTING - JBS 3080 SET (F/G/H)	1500 lb
1) Hole - 22	0 lb
Structure Total:	8704 lb

Structure Notes: .
1. (3)JBS 3080 SET (F/G/H) PROVIDED BY ICAST.
2. PER ASTM C913 SPECIFICATIONS.
3. CONCRETE = 4,000 PSI AT 28 DAYS.
4. NO INVERT CHANNEL.
5. REINFORCING PER ASTM A615 (GRADE 60).
- WALLS (As .12) #5 BARS AT 12" C.C.E.W.
- FLOOR (As .12) #5 BARS AT 12" C.C.E.W.

SECOND POUR DRAWING

Rim: 427.02' Rim to Invert: 3.5' Slack: 0" Sump: 0.5" Step Position:

Position	Elev	Angle	Ext. (cw)	Pipe	Pipe OD	Connector	Hole	Horz Size	Up (_)	Offset
Invert 1	423.52'	270°	60"	18" CMP	19"	Hole 22	22"	22"	0"	0"
Invert 2										
Invert 3										
Invert 4										
Invert 5										
Invert 6										
Invert 7										
Invert 8										

RIGHT-SIDE UP VIEW (int. dimensions) UPSIDE-DOWN VIEW (int. dimenions)

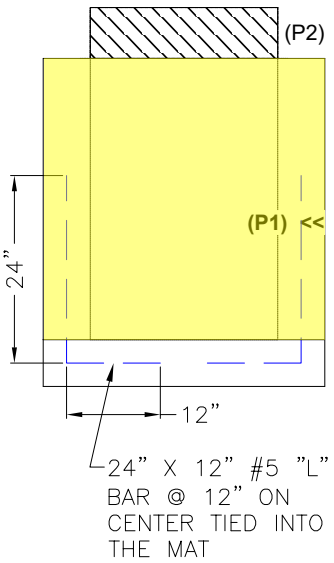

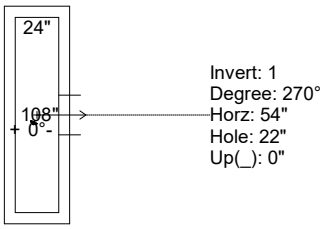

WEIGHTS:
FIRST POUR: 2,175 LBS
SECOND POUR: 5,029 LBS
TOTAL: 7,204 LBS

INSIDE WALL DIMENSIONS

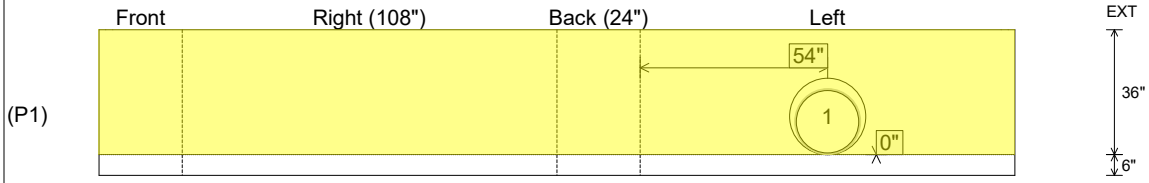

Coating (Int): Coating (Ext):	Seam Up: Flat Seam Dn: n/a	Wall Thickness: 6" Floor Height: 6"	Height (Int): 36" Height (Ext): 42"	Weight (Net): 7204 lb Volume (Net): 1.84cu.yd