

**Job Name: 25-2418 Marvin's Lift Station**  
**Job Location: Radcliff, KY 40160**  
**Contractor: Ferguson Waterworks #1491**

PC: C. Goff  
 TECH: C. Russ  
 Plant: Beaver Dam, KY



Structure ID: 2  
 Spec: Sanitary  
 Type: SAN.MH w/ConBlock-CDA Red  
 Size: 48"

Rim: 726.45'  
 Invert: 716.3'  
 Rim to Invert: 10.15'

Sump: 3"  
 Floor (Top): 716.05'  
 Floor Height: 6"

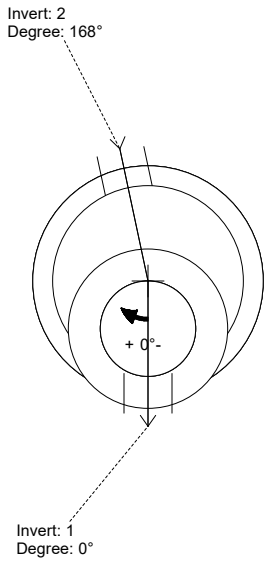
Floor (Bot): 715.55'  
 Overall Height: 10.833'  
 Slack: 0.8"

**Structure Notes:**

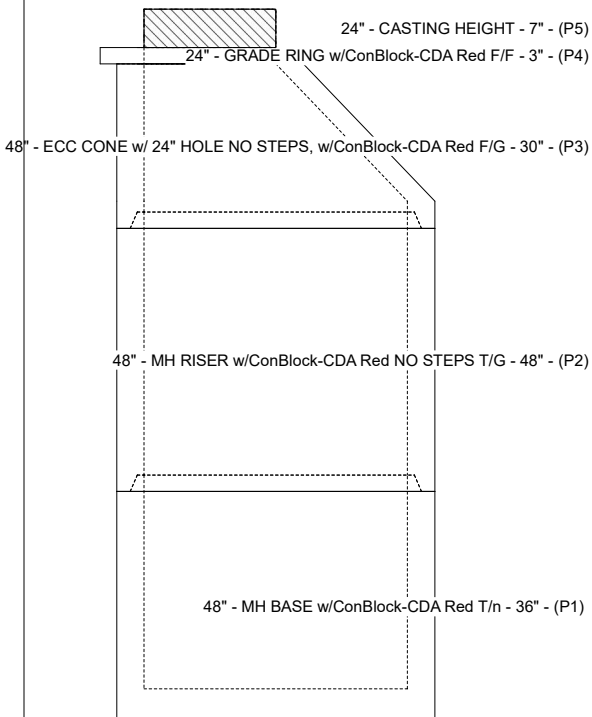
1. PER ASTM C-478 SPECIFICATIONS
2. CONCRETE: 4,000 PSI AT 28 DAYS
3. REINFORCEMENT: PER ASTM A615
4. INVERT CHANNEL REQUIRED
5. CONBLOCK CDA RED ADMIXTURE REQUIRED
6. NO STEPS
7. CASTING BY OTHERS (HOE MC-315 FRAME & COVER "SANITARY")
8. CHIMEY SEAL BY ICAST

**STRUCTURE SUMMARY:**

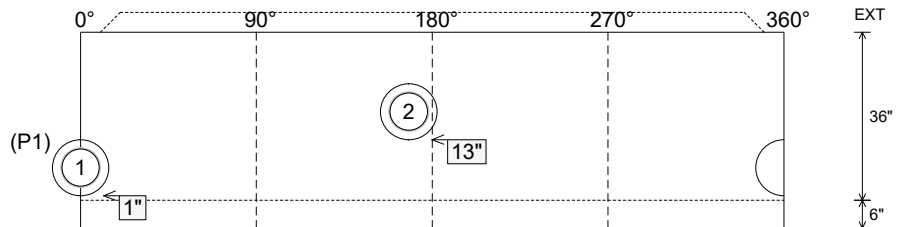
P5) 24" - CASTING HEIGHT - 7"	0 lb
P4) 24" - GRADE RING w/ConBlock-CDA Red F/F - 3"	202 lb
P3) 48" - ECC CONE w/ 24" HOLE NO STEPS, w/ConBlock-CDA Red F/G - 30"	1961 lb
P2) 48" - MH RISER w/ConBlock-CDA Red NO STEPS T/G - 48"	3353 lb
P1) 48" - MH BASE w/ConBlock-CDA Red T/n - 36"	3749 lb
1) JOINT WRAP - 0.065"x6"x50' CONSEAL CS212	0 lb
1) JOINT WRAP PRIMER - CONSEAL CS-75 (1 gal.)	0 lb
1) 48" - MH INVERT CHANNEL w/ConBlock-CDA Red - FULL HEIGHT	1440 lb
1) ADMIXTURE CONBLOCK CDA RED	0 lb
1) Chimney Seal - Cretex Chimney Seal	10 lb
2) 48" - Hamilton Kent MH Gasket	0 lb
2) PSX - 12-08 NYLO	16 lb
<b>Structure Total:</b>	<b>10732 lb</b>



Position	Elev	Angle	Pipe	Pipe OD	Hole	Connector	Up (L)	Ref
Rim	726.45'							
Reducer								
Invert 1	716.3'	0°	8" PVC SDR35	8.5"	12"	PSX 12-08 NYLO	1"	P1
Invert 2	717.3'	168°	8" PVC SDR35	8.5"	12"	PSX 12-08 NYLO	13"	P1
Invert 3								
Invert 4								
Invert 5								
Invert 6								
Invert 7								
Invert 8								



**Cast (Int. Dim.) - Interior Dimensions**



Submittal Drawing  
 12/23/2025 7:32:46 AM

SUBMITTAL  
 APPROVED BY: