Job Name: 25-2397 Sandy Springs Sec. 2 Job Location: Elizabethtown, KY 42701 Contractor: Dirt Works Unlimited, LLC.	Plant: 100 7/9/2026 2:51:34 PM	Tech: Jared - A PC: Thomas Ryan	

Structure ID: S

P1 BX6060-08BAVF BOX BASE 8inW, 8inF, Variable Ht

P3) 24" x 36" - CASTING HEIGHT - 6"	0 lb
P2) 60" x 60" - BX FLAT LID 8inW w/24"x36" HOLE - 8"	3297 lb
P1) 60" x 60" - BOX BASE 8inW, 8inF, Variable Ht - 58"	10421 lb
1) SECONDARY POUR - WALLS	0 lb
1) CASTING - HOE 525 SET (F/G/H)	442 lb
1) 60" x 60" - Conseal CS-102 1.00"	0 lb
1) 24" x 36" - Conseal CS-102 1.00"	0 lb
1) Hole - 54	0 lb
1) Hole - 44	0 lb
1) Hole - 18	0 lb
1) Hole - 50	0 lb
Structure Total:	14160 lb

Structure Notes:
PLAN LABEL: S
1. HOE 525 SET (F/G/H) PROVIDE BY ICAST.
2. PER ASTM C913 SPECIFICATIONS.
3. CONCRETE = 4,000 PSI AT 28 DAYS.
4. REINFORCING PER ASTM A615 (GRADE 60).
- TOP SLAB
- WALLS (As .31) #5 BARS 12" C.C.E.W.
- FLOOR (As .31) #5 BARS 12" C.C.E.W.

Rim: 689.72' Rim to Invert: 5.77' Slack: 0.39" Sump: 3.15" Step Position:

Position	Elev	Angle	Ext. (cw)	Pipe	Pipe OD	Connector	Hole	Horz Size	Up (_)	Offset
Invert 1	683.95'	0°	38"	48" HDPE	53.5"	Hole 54	54"	54"	0.2"	0"
Invert 2	683.95'	90°	38"	36" HDPE	41.7"	Hole 44	44"	44"	0.3"	0"
Invert 3	683.95'	180°	38"	12" RCP B WALL	16"	Hole 18	18"	18"	1.15"	0"
Invert 4	683.95'	270°	38"	42" HDPE	47.7"	Hole 50	50"	50"	0"	0"
Invert 5										
Invert 6										
Invert 7										
Invert 8										

RIGHT-SIDE UP VIEW (int. dimensions)

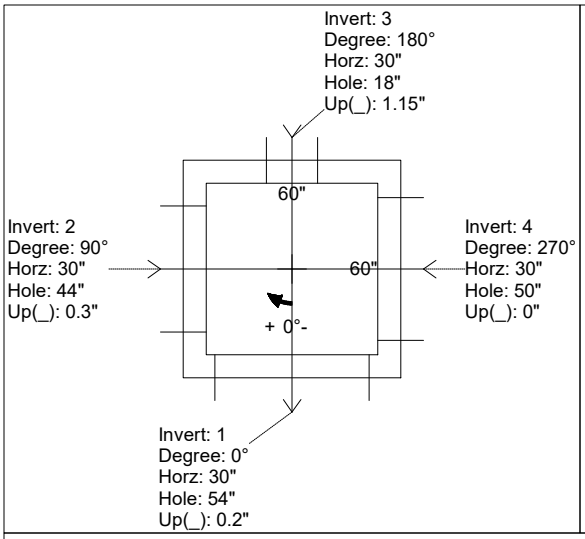

FIRST POUR DRAWING
WEIGHTS:
FIRST POUR: 3,877 LBS
SECOND POUR: 6,544 LBS
TOTAL: 10,421 LBS

CAST 4 EA. - 5CA14 A-ANCHORS IN THE FLOOR FOR HANDLING

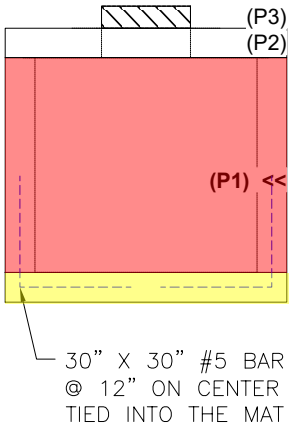

INSIDE WALL DIMENSIONS

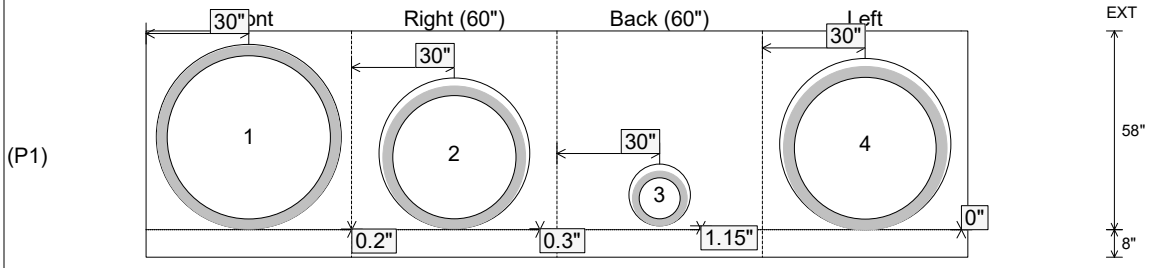

Coating (Int): Coating (Ext):	Seam Up: Flat Seam Dn: n/a	Wall Thickness: 8" Floor Height: 8"	Height (Int): 58" Height (Ext): 66"	Weight (Net): 10421 lb Volume (Net): 2.66cu.yd

Job Name: 25-2397 Sandy Springs Sec. 2 Job Location: Elizabethtown, KY 42701 Contractor: Dirt Works Unlimited, LLC.	Plant: 100 7/9/2026 2:51:34 PM	Tech: Jared - A PC: Thomas Ryan	

Structure ID: S

P1 BX6060-08BAVF BOX BASE 8inW, 8inF, Variable Ht

P3) 24" x 36" - CASTING HEIGHT - 6"	0 lb
P2) 60" x 60" - BX FLAT LID 8inW w/24"x36" HOLE - 8"	3297 lb
P1) 60" x 60" - BOX BASE 8inW, 8inF, Variable Ht - 58"	10421 lb
1) SECONDARY POUR - WALLS	0 lb
1) CASTING - HOE 525 SET (F/G/H)	442 lb
1) 60" x 60" - Conseal CS-102 1.00"	0 lb
1) 24" x 36" - Conseal CS-102 1.00"	0 lb
1) Hole - 54	0 lb
1) Hole - 44	0 lb
1) Hole - 18	0 lb
1) Hole - 50	0 lb
Structure Total:	14160 lb

Structure Notes:
PLAN LABEL: S
1. HOE 525 SET (F/G/H) PROVIDE BY ICAST.
2. PER ASTM C913 SPECIFICATIONS.
3. CONCRETE = 4,000 PSI AT 28 DAYS.
4. REINFORCING PER ASTM A615 (GRADE 60).
- TOP SLAB
- WALLS (As .31) #5 BARS 12" C.C.E.W.
- FLOOR (As .31) #5 BARS 12" C.C.E.W.

Rim: 689.72' Rim to Invert: 5.77' Slack: 0.39" Sump: 3.15" Step Position:

Position	Elev	Angle	Ext. (cw)	Pipe	Pipe OD	Connector	Hole	Horz Size	Up (_)	Offset
Invert 1	683.95'	0°	38"	48" HDPE	53.5"	Hole 54	54"	54"	0.2"	0"
Invert 2	683.95'	90°	38"	36" HDPE	41.7"	Hole 44	44"	44"	0.3"	0"
Invert 3	683.95'	180°	38"	12" RCP B WALL	16"	Hole 18	18"	18"	1.15"	0"
Invert 4	683.95'	270°	38"	42" HDPE	47.7"	Hole 50	50"	50"	0"	0"
Invert 5										
Invert 6										
Invert 7										
Invert 8										

RIGHT-SIDE UP VIEW (int. dimensions)

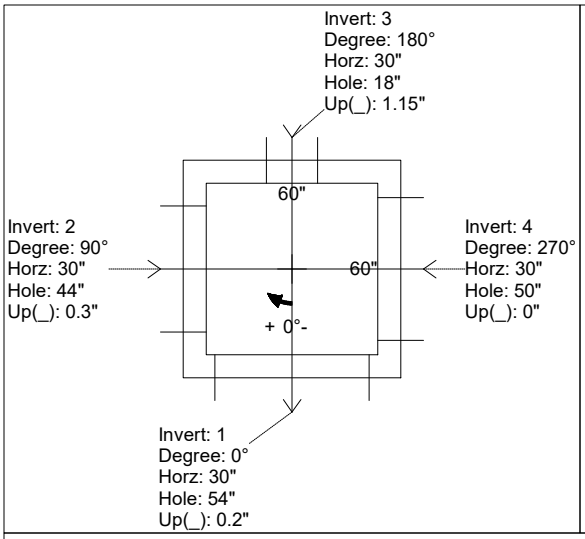

SECOND POUR DRAWING

WEIGHTS:

FIRST POUR: 3,877 LBS

SECOND POUR: 6,544 LBS

TOTAL: 10,421 LBS

CAST 4 EA. - 5CA14 A-ANCHORS IN THE FLOOR FOR HANDLING

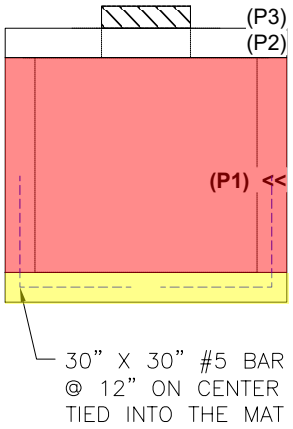

INSIDE WALL DIMENSIONS

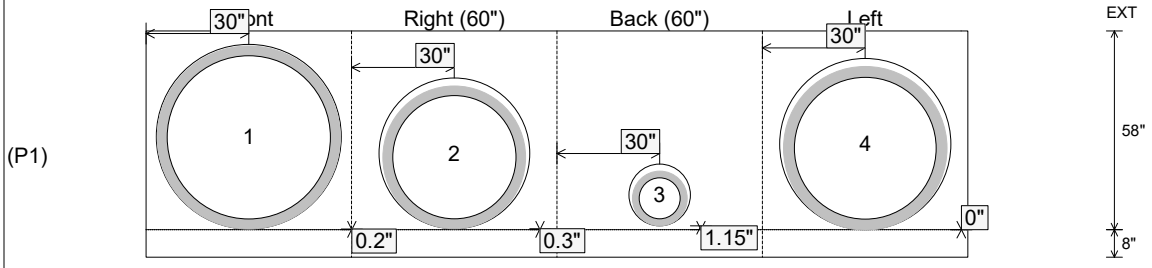

Coating (Int): Coating (Ext):	Seam Up: Flat Seam Dn: n/a	Wall Thickness: 8" Floor Height: 8"	Height (Int): 58" Height (Ext): 66"	Weight (Net): 10421 lb Volume (Net): 2.66cu.yd