

Job Name: 25-2394 McDonalds 041-1211	Plant: Beaver Dam, KY	Tech: Evan Niles	
Job Location: Clarksville, TN	10/13/2025 4:20:18 PM	PC: Andy Chambers	
Contractor: Central Paving Co. of Paducah, Inc.			

**Structure ID: SCI-15**

**P1 BX2436-08BVF**

**BOX BASE 8inW, 8inF, Variable Ht F/n**

- P2) 24" x 36" - CASTING HEIGHT - 6.5"
- P1) 24" x 36" - BOX BASE 8inW, 8inF, Variable Ht F/n - 50"
- 1) CASTING - JBS 3080 SET (F/G/H)
- 1) 24" x 36" - SGL 1"x14.5' Butyl
- 1) Hole - 22

0 lb  
6243 lb  
500 lb  
0 lb  
0 lb  
-----  
Structure Total: 6743 lb

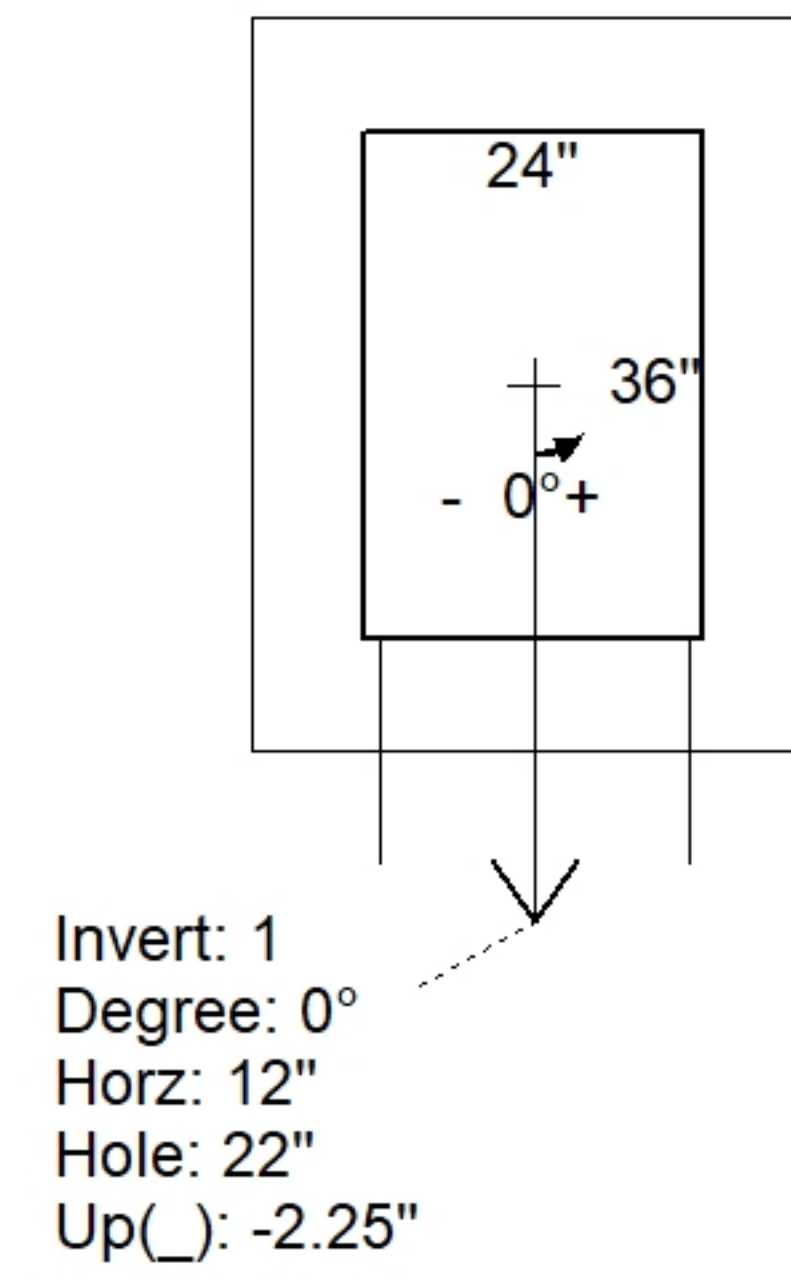
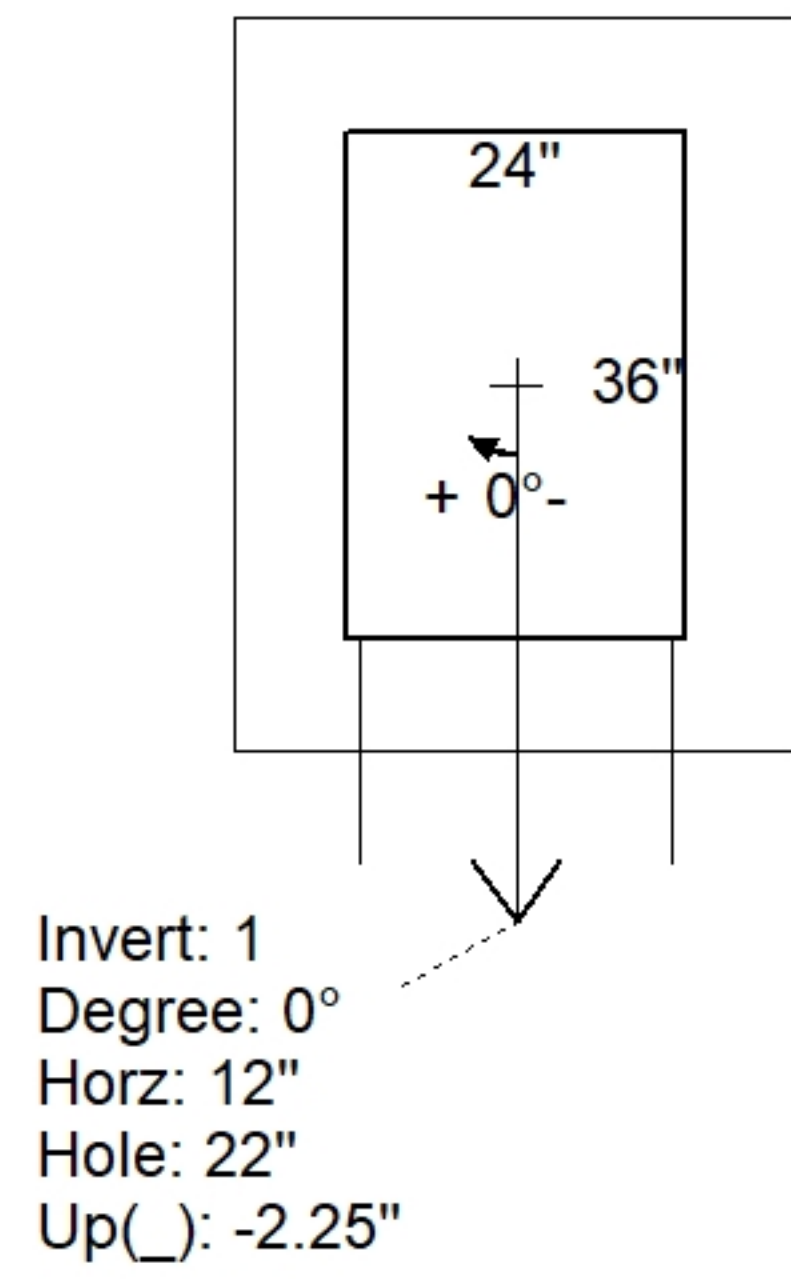

- Structure Notes:**
1. PER ASTM C913 SPECIFICATIONS.
  2. CONCRETE = 4,000 PSI AT 28 DAYS.
  3. NO INVERT CHANNEL.
  4. REINFORCING PER ASTM A615 (GRADE 60).  
- WALLS (As .12) #5 BARS AT 12" C.C.E.W.  
- FLOOR (As .12) #5 BARS AT 12" C.C.E.W.
  5. CASTING: JBS 3080 F/G/H BY ICAST

Rim: 539.75' Rim to Invert: 4.78' Slack: 0.86" Sump: 0" Step Position:


Position	Elev	Angle	Ext. (cw)	Pipe	Pipe OD	Connector	Hole	Horz Size	Up ( )	Offset
Invert 1	534.97'	0°	20"	15" RCP B WALL	19.5"	Hole 22	22"	22"	-2.25"	0"
Invert 2										
Invert 3										
Invert 4										
Invert 5										
Invert 6										
Invert 7										
Invert 8										

RIGHT-SIDE UP VIEW (int. dimensions)

UPSIDE-DOWN VIEW (int. dimensions)



INSIDE WALL DIMENSIONS



Coating (Int):	Seam Up: Flat	Wall Thickness: 8"	Height (Int): 50"	Weight (Net): 6243 lb
Coating (Ext):	Seam Dn: n/a	Floor Height: 8"	Height (Ext): 58"	Volume (Net): 1.6cu.yd