

**Job Name: 25-2310 GOOSE CREEK SUBDIVISION**  
**Job Location: Hartsville, TN**  
**Contractor: Hayes Pipe Supply**

PC: A.Chambers  
 TECH: C.Russ  
 Plant: Beaver Dam



Structure ID: **CB-5**  
 Spec: Storm  
 Type: BX 6inW, 6inF  
 Size: 28" x 28"

Rim: 507.62'  
 Invert: 503.8'  
 Rim to Invert: 3.82'

Sump: 2.5"  
 Floor (Top): 503.592'  
 Floor Height: 6"

Floor (Bot): 503.092'  
 Overall Height: 4.5'  
 Slack: 0.34"

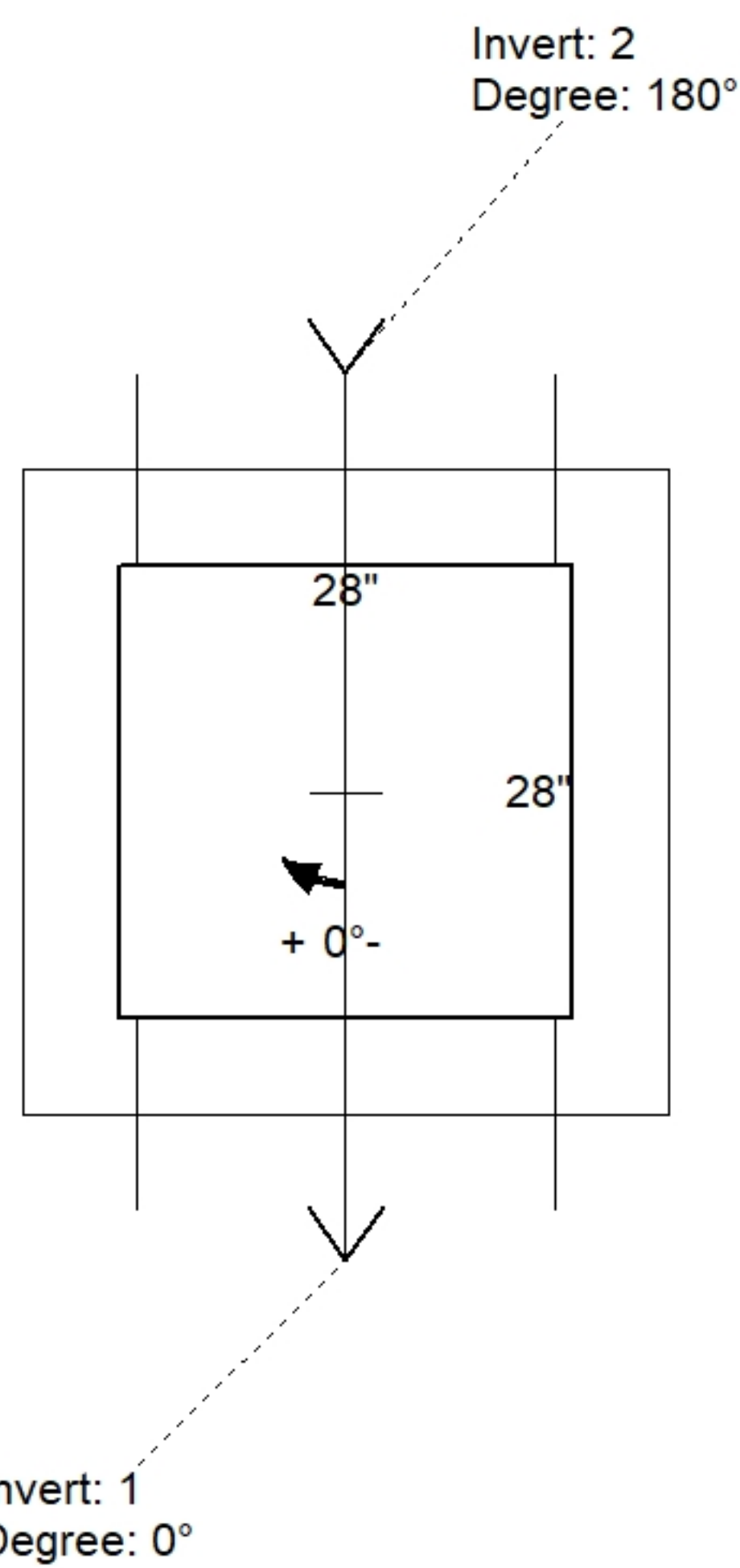
**Structure Notes:**

1. PER ASTM C913 SPECIFICATIONS.
2. CONCRETE = 4,000 PSI AT 28 DAYS.
3. NO STEPS & NO INVERT CHANNEL.
4. CASTING BY OTHERS.


REINFORCING PER ASTM A615 (GRADE 60).  
 - WALLS (As .31) #5 BARS AT 12" C.C.E.W.  
 - FLOOR (As .31) #5 BARS AT 12" C.C.E.W.

**STRUCTURE SUMMARY:**

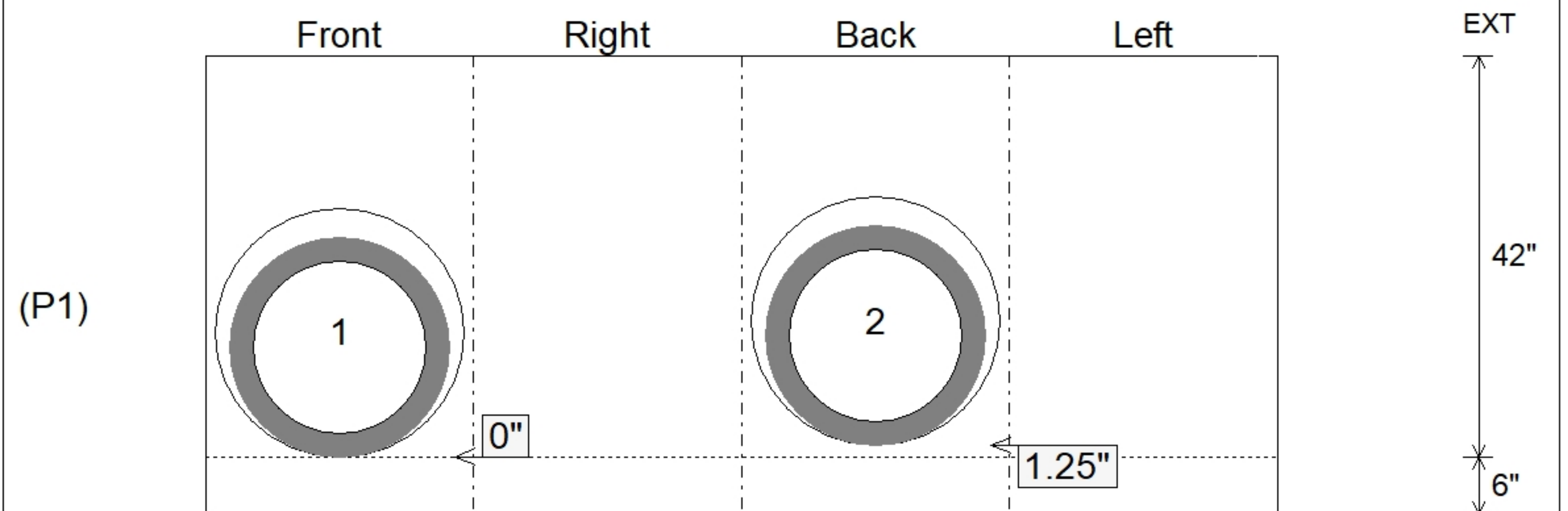
P2) 28" x 28" - CASTING HEIGHT - 6" 0 lb  
 P1) 28" x 28" - BOX BASE 6inW, 6inF F/n - 42" 3147 lb  
 1) 28" x 28" - Conseal CS-102 1.00" 0 lb  
 2) Hole - 26 0 lb  
**Structure Total: 3147 lb**



Position	Elev	Angle	Pipe	Pipe OD	Hole	Connector	Up (")	Ref
Rim	507.62'							
Reducer								
Invert 1	503.8'	0°	18" RCP B WALL	23"	26"	Hole 26	0"	P1
Invert 2	503.9'	180°	18" RCP B WALL	23"	26"	Hole 26	1.25"	P1
Invert 3								
Invert 4								
Invert 5								
Invert 6								
Invert 7								
Invert 8								



**Cast (Int. Dim.) - Interior Dimensions**



Submittal Drawing  
 2/4/2026 12:35:46 PM

SUBMITTAL  
 APPROVED BY: