

Job Name: 25-2310 GOOSE CREEK SUBDIVISION
Job Location: Hartsville, TN
Contractor: Hayes Pipe Supply

PC: A.Chambers
 TECH: C.Russ
 Plant: Beaver Dam



Structure ID: **CB-4**
 Spec: Storm
 Type: BX 6inW, 6inF
 Size: 28" x 28"

Rim: 503.64'
 Invert: 499.9'
 Rim to Invert: 3.74'

Sump: 2.5"
 Floor (Top): 499.692'
 Floor Height: 6"

Floor (Bot): 499.192'
 Overall Height: 4.417'
 Slack: 0.38"

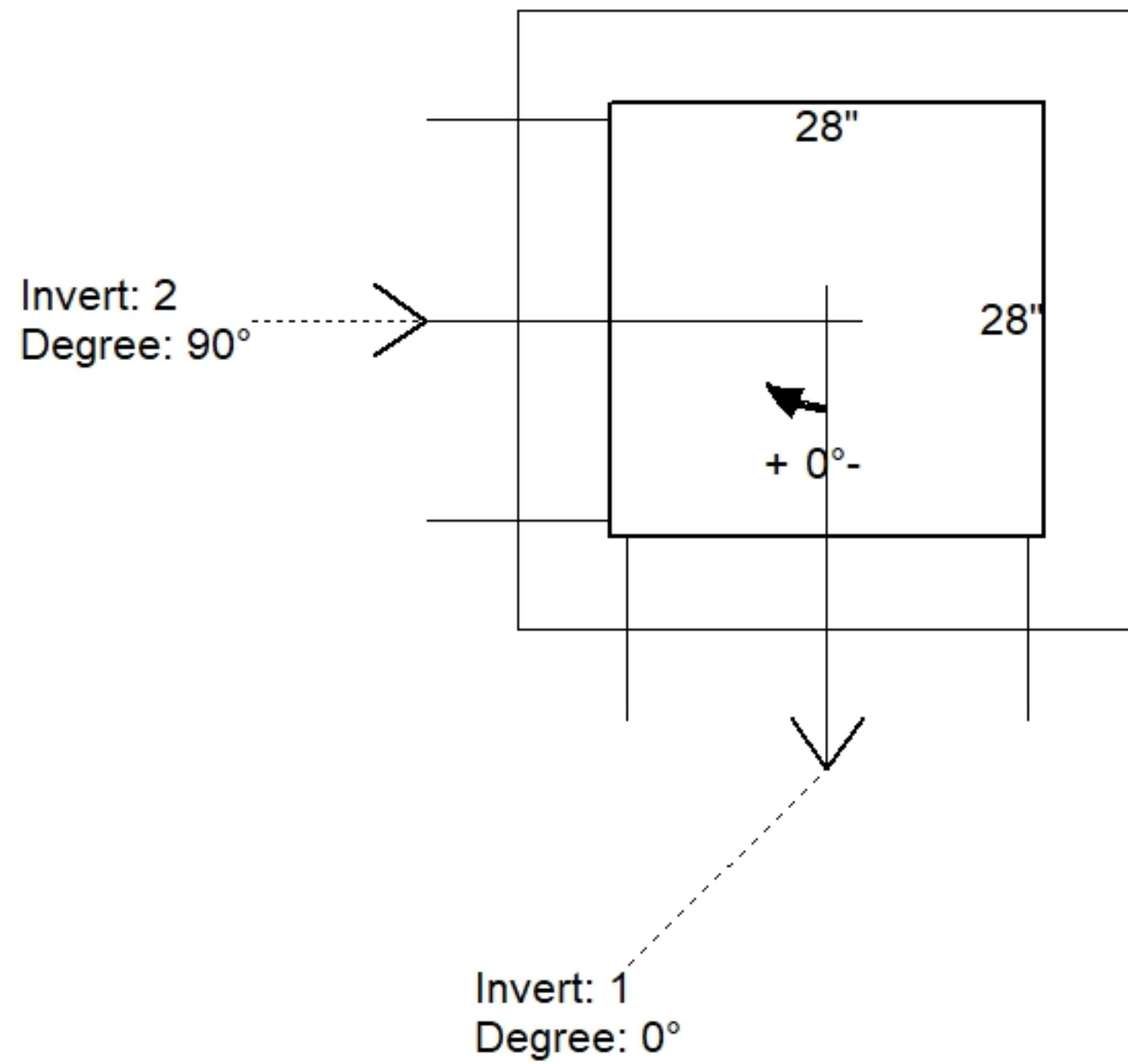
Structure Notes:

1. PER ASTM C913 SPECIFICATIONS.
2. CONCRETE = 4,000 PSI AT 28 DAYS.
3. NO STEPS & NO INVERT CHANNEL.
4. CASTING BY OTHERS


REINFORCING PER ASTM A615 (GRADE 60).
 - WALLS (As .31) #5 BARS AT 12" C.C.E.W.
 - FLOOR (As .31) #5 BARS AT 12" C.C.E.W.

STRUCTURE SUMMARY:

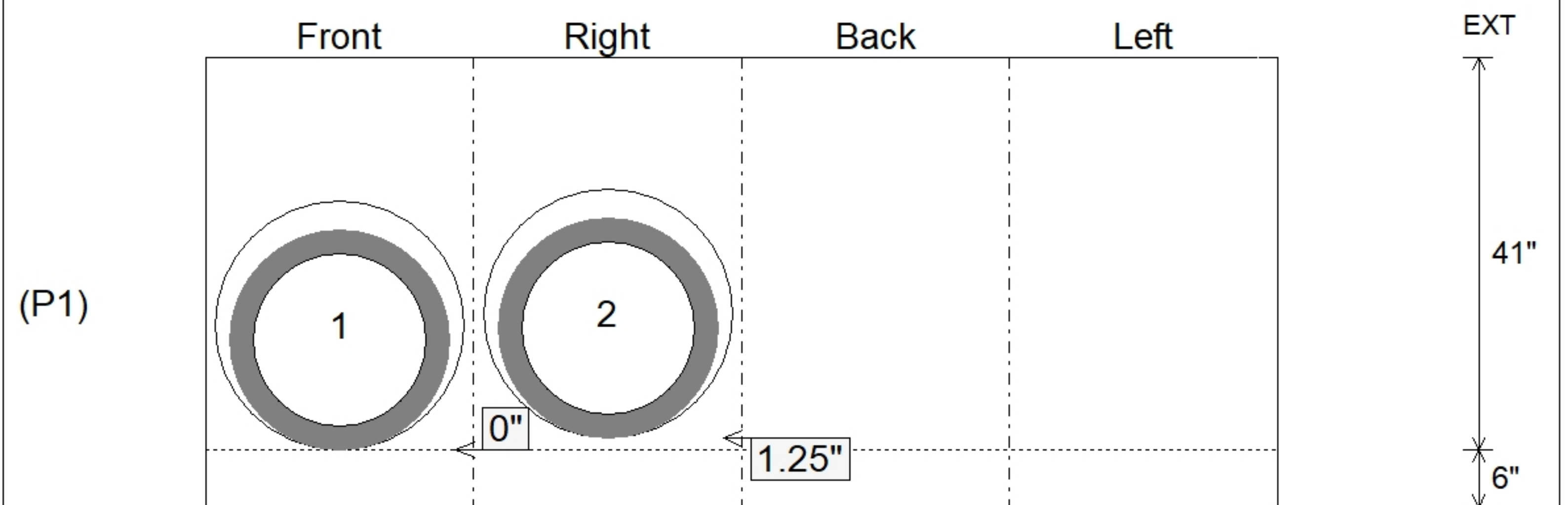
P2) 28" x 28" - CASTING HEIGHT - 6" 0 lb
 P1) 28" x 28" - BOX BASE 6inW, 6inF, Variable Ht F/n - 41" 3078 lb
 1) 28" x 28" - Con Seal CS-102 1.00" 0 lb
 2) Hole - 26 0 lb
Structure Total: 3078 lb



Position	Elev	Angle	Pipe	Pipe OD	Hole	Connector	Up ()	Ref
Rim	503.64'							
Reducer								
Invert 1	499.9'	0°	18" RCP B WALL	23"	26"	Hole 26	0"	P1
Invert 2	500'	90°	18" RCP B WALL	23"	26"	Hole 26	1.25"	P1
Invert 3								
Invert 4								
Invert 5								
Invert 6								
Invert 7								
Invert 8								



Cast (Int. Dim.) - Interior Dimensions



Submittal Drawing
 2/4/2026 12:35:46 PM

SUBMITTAL
 APPROVED BY: