

Job Name: 25-2046 Southeast MC Poles
 Job Location: Franklin, TN
 Contractor: Knight Electric, Inc.

Plant: Beaver Dam

10/21/2025 4:02:20 PM

Tech: J. Coppage

PC: J. Jarvis



Structure ID: 8ft Light Pole Base 46

P1 LPB-C-8.12

LIGHT POLE BASE F/F

P1) 96" - LIGHT POLE BASE F/F - LPB-C-8.12

Structure Total: $\frac{3551 \text{ lb}}{3551 \text{ lb}}$


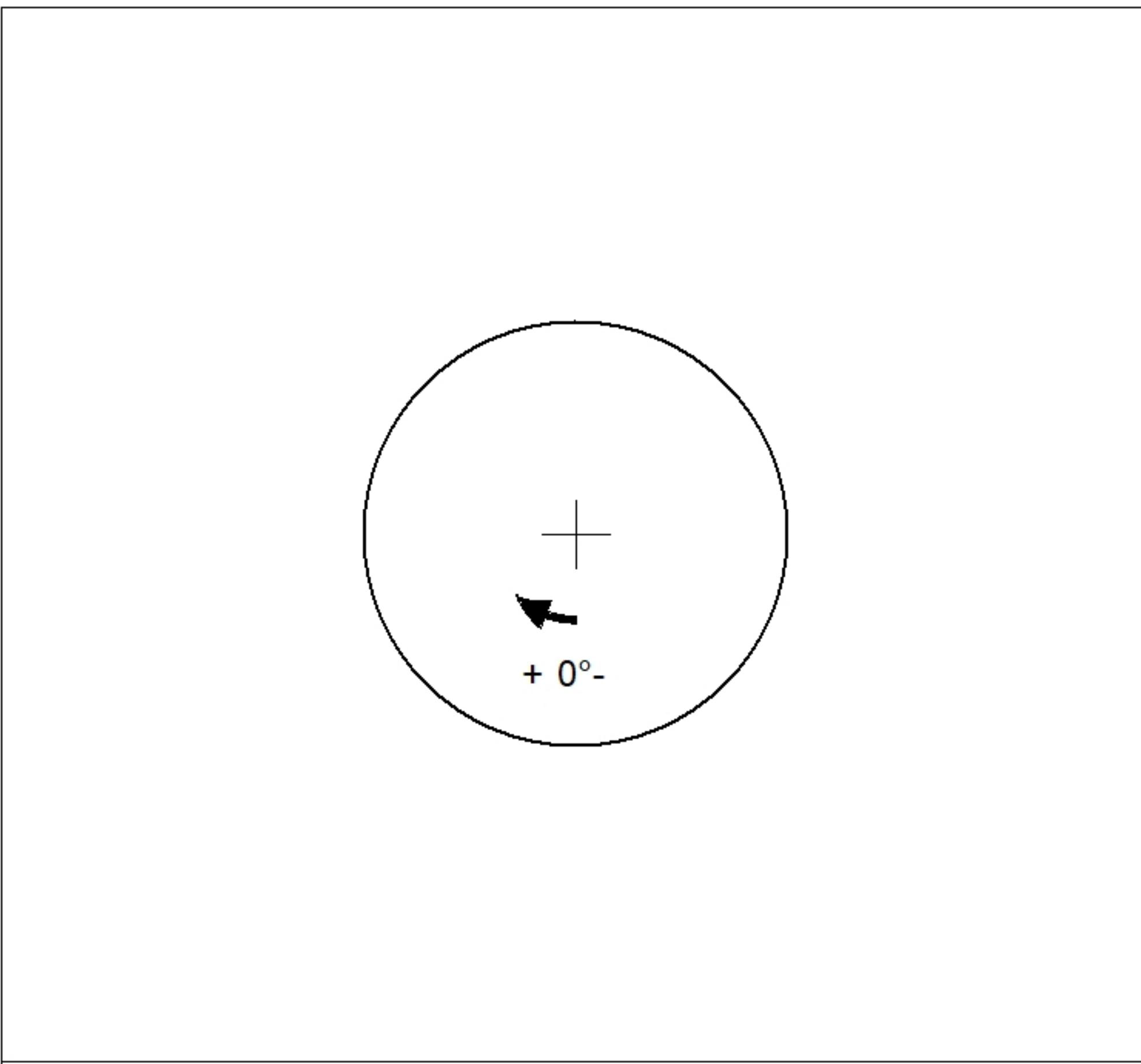
Structure Notes:

Rim: 0' Rim to Invert: 0' Slack: 0" Sump: 8" Step Position:

| Position | Elev | Angle | Ext. (cw) | Pipe | Pipe OD | Connector | Hole | Horz Size | Up (L) | Offset |
|----------|------|-------|-----------|------|---------|-----------|------|-----------|--------|--------|
| Invert 1 | | | | | | | | | | |
| Invert 2 | | | | | | | | | | |
| Invert 3 | | | | | | | | | | |
| Invert 4 | | | | | | | | | | |
| Invert 5 | | | | | | | | | | |
| Invert 6 | | | | | | | | | | |
| Invert 7 | | | | | | | | | | |
| Invert 8 | | | | | | | | | | |

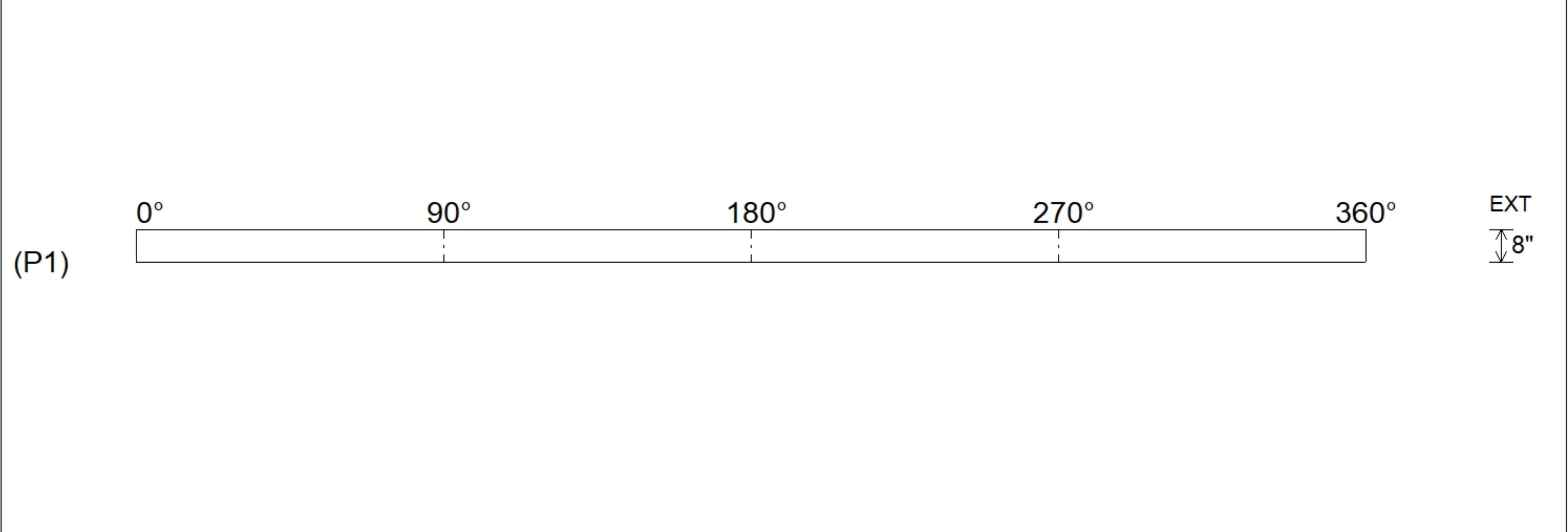
RIGHT-SIDE UP VIEW (int. dimensions)

UPSIDE-DOWN VIEW (int. dimensions)



(P1) <<

INSIDE WALL DIMENSIONS



Coating (Int):
 Coating (Ext):

Seam Up: Flat
 Seam Dn: Flat

Wall Thickness: 0"
 Floor Height: 0"

Height (Int): 8"
 Height (Ext): 8"

Weight (Net): 3551 lb
 Volume (Net): 0.91cu.yd