

Job Name: 25-2046 Southeast MC Poles
 Job Location: Franklin, TN
 Contractor: Knight Electric, Inc.

Plant: Beaver Dam
 10/21/2025 4:02:34 PM

Tech: J. Coppage
 PC: J. Jarvis



Structure ID: 11ft Light Pole Base 3

P1 LPB-C-11.36

LIGHT POLE BASE F/F

P1) 132" - LIGHT POLE BASE F/F - LPB-C-11.36

Structure Total: $\frac{5039 \text{ lb}}{5039 \text{ lb}}$


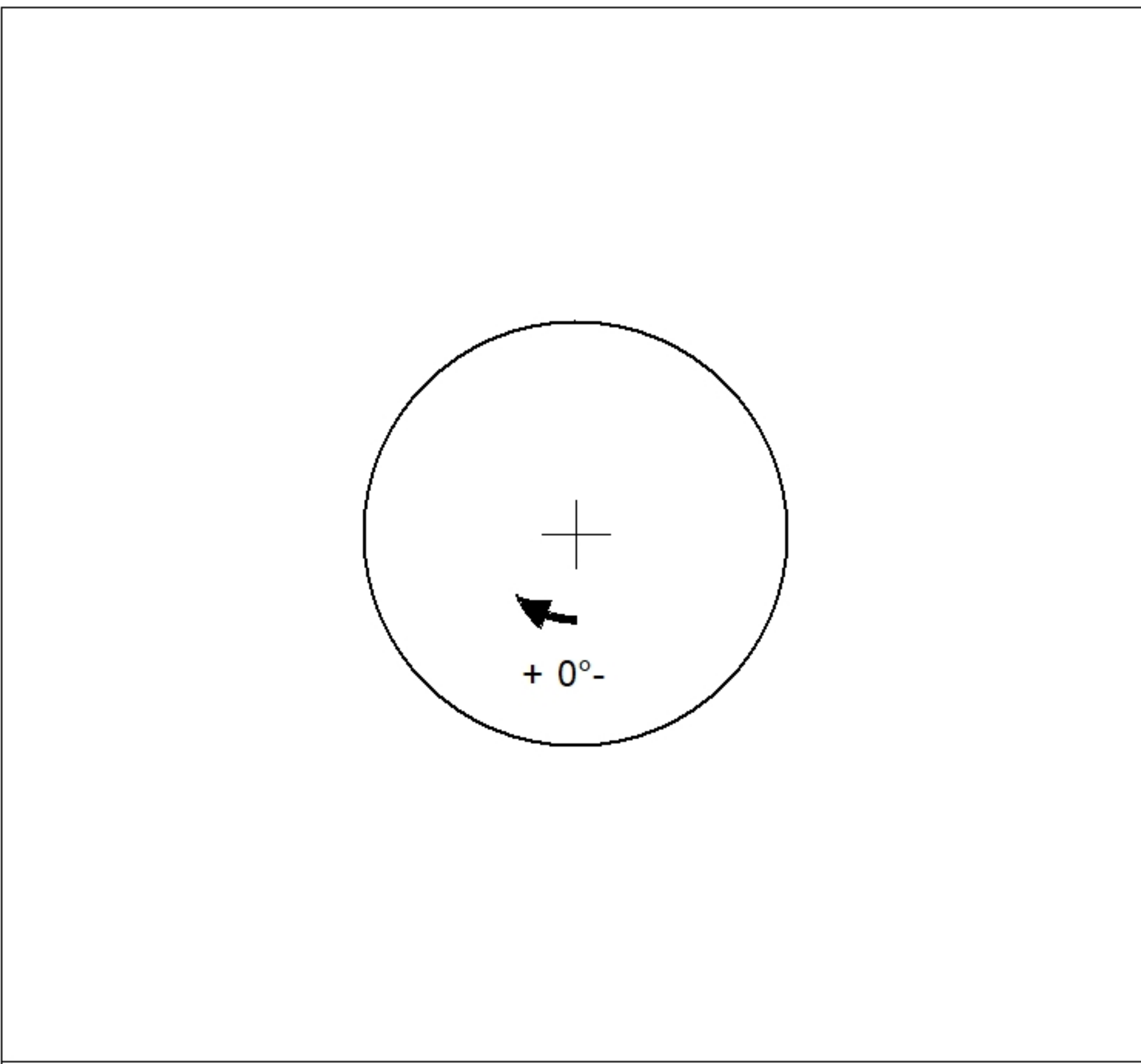
Structure Notes:

Rim: 0' Rim to Invert: 0' Slack: 0" Sump: 8" Step Position:

| Position | Elev | Angle | Ext. (cw) | Pipe | Pipe OD | Connector | Hole | Horz Size | Up (L) | Offset |
|----------|------|-------|-----------|------|---------|-----------|------|-----------|--------|--------|
| Invert 1 | | | | | | | | | | |
| Invert 2 | | | | | | | | | | |
| Invert 3 | | | | | | | | | | |
| Invert 4 | | | | | | | | | | |
| Invert 5 | | | | | | | | | | |
| Invert 6 | | | | | | | | | | |
| Invert 7 | | | | | | | | | | |
| Invert 8 | | | | | | | | | | |

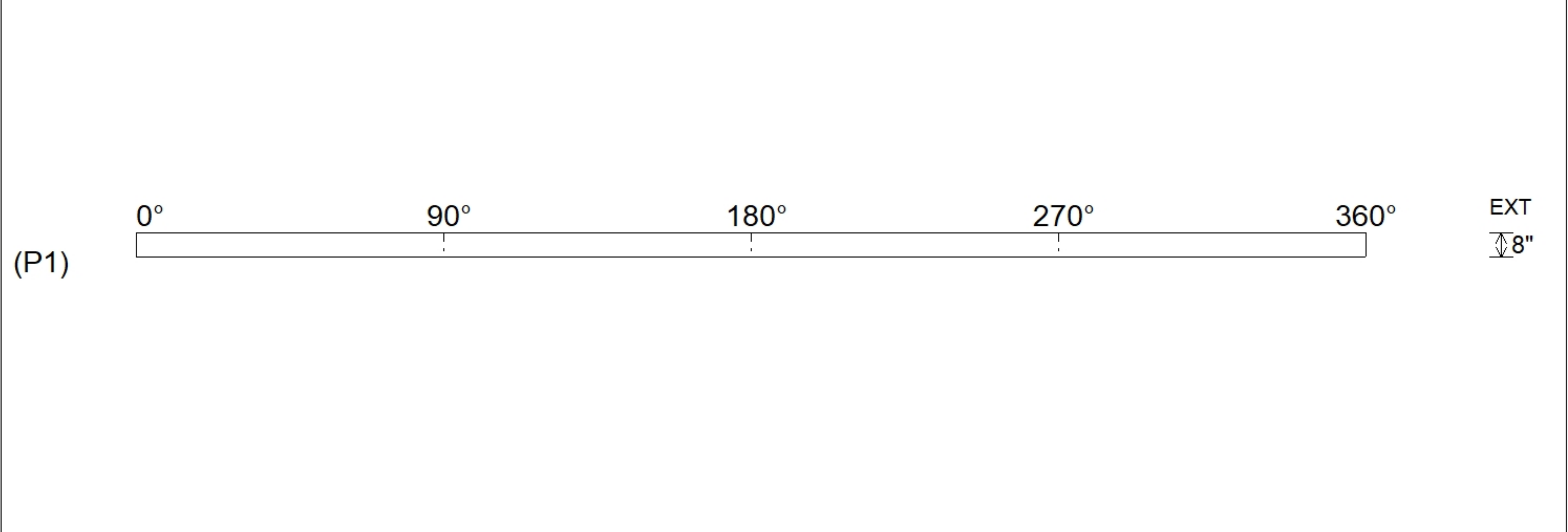
RIGHT-SIDE UP VIEW (int. dimensions)

UPSIDE-DOWN VIEW (int. dimenions)



_____ (P1) <<

INSIDE WALL DIMENSIONS



| | | | | |
|----------------------------------|--------------------------------|--|--------------------------------------|--|
| Coating (Int): Coating (Ext): | Seam Up: Flat Seam Dn: Flat | Wall Thickness: 0" Floor Height: 0" | Height (Int): 8" Height (Ext): 8" | Weight (Net): 5039 lb Volume (Net): 1.29cu.yd |
|----------------------------------|--------------------------------|--|--------------------------------------|--|