

Job Name: 25-2023 - Guthrie KY. Convenience Store
Job Location: Guthrie, KY
Contractor: Core & Main LP

PC: T. Lewis
 TECH: Jared - F
 Plant: 100



Structure ID: **KYTC SAFETY HW**
 Spec: HEADWALLS
 Type: HW SLOPED BOX INLET/OUTLET TYPE 1
 Size: 23" x 14"

Rim: 2'
 Invert: 2'
 Rim to Invert: 0'

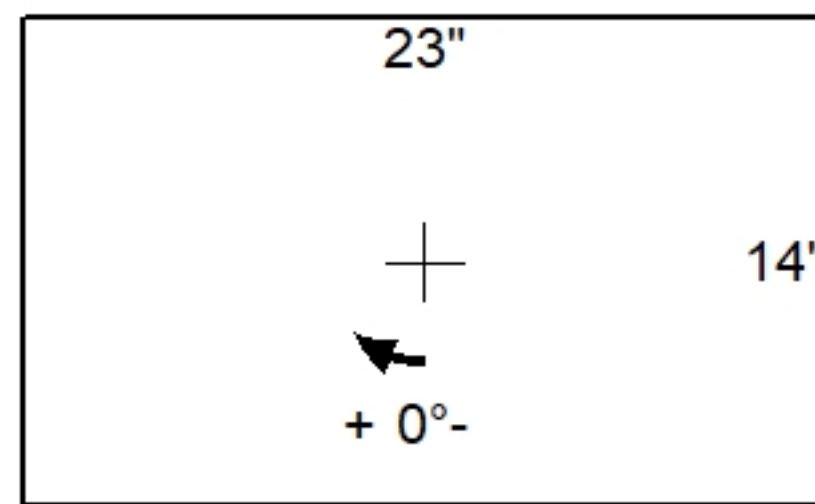
Sump: 24"
 Floor (Top): 0'
 Floor Height: 0"

Floor (Bot): 0'
 Overall Height: 1.167'
 Slack: 10"

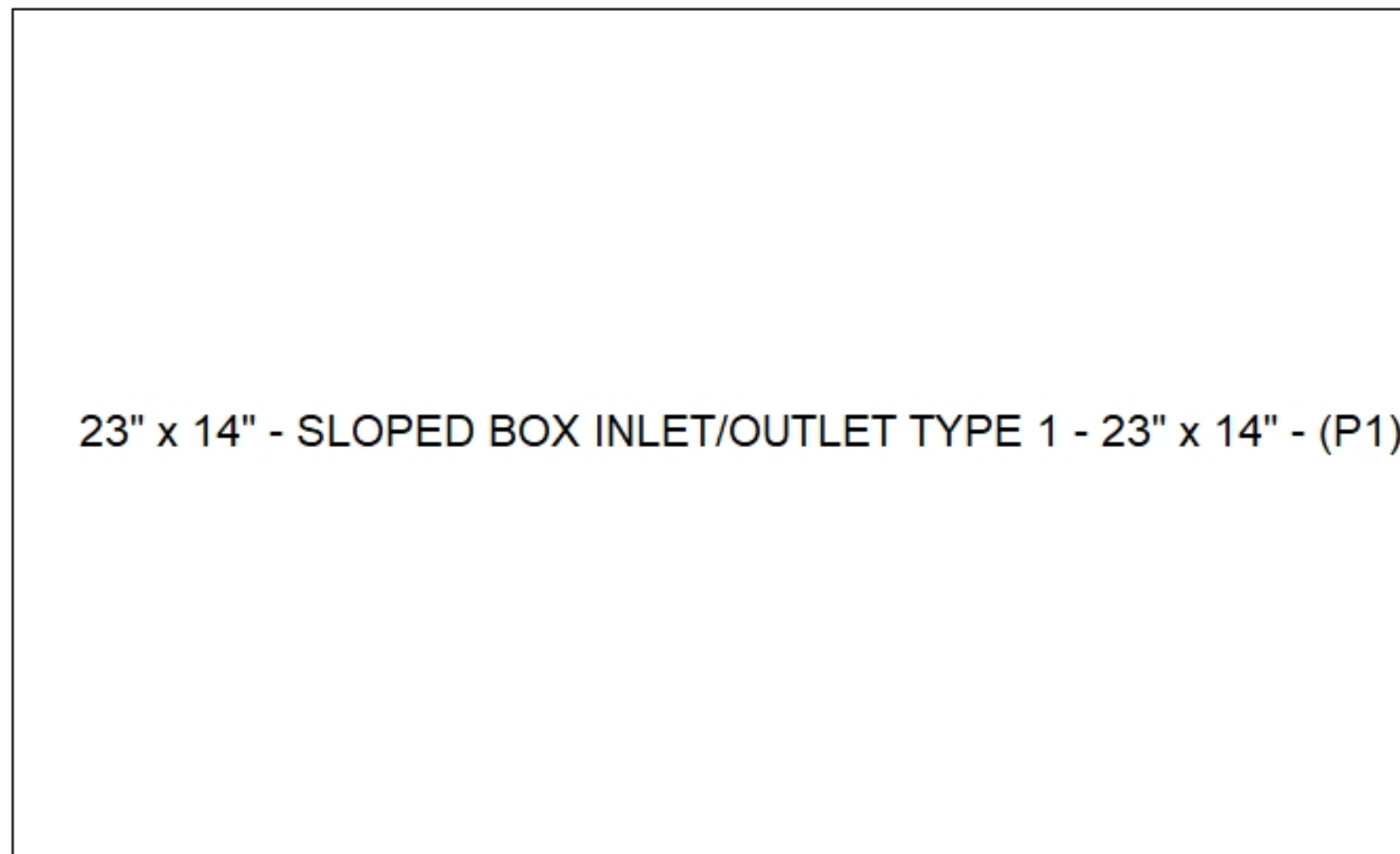
Structure Notes:
 1. PER ASTM C913 SPECIFICATIONS.
 2. CONCRETE = 4,500 PSI AT 28 DAYS.
 3. NO STEPS AND NO INVERT CHANNEL.
 4. CASTING BY ICAST (JBS 2072 F/G).

REINFORCING PER ASTM A615 (GRADE 60).
 - TOP SLAB (As .62) #5 BARS AT 6" C.C.E.W.
 - WALLS (As .12) #5 BARS AT 12" C.C.E.W.
 - FLOOR (As .12) #5 BARS AT 12" C.C.E.W.

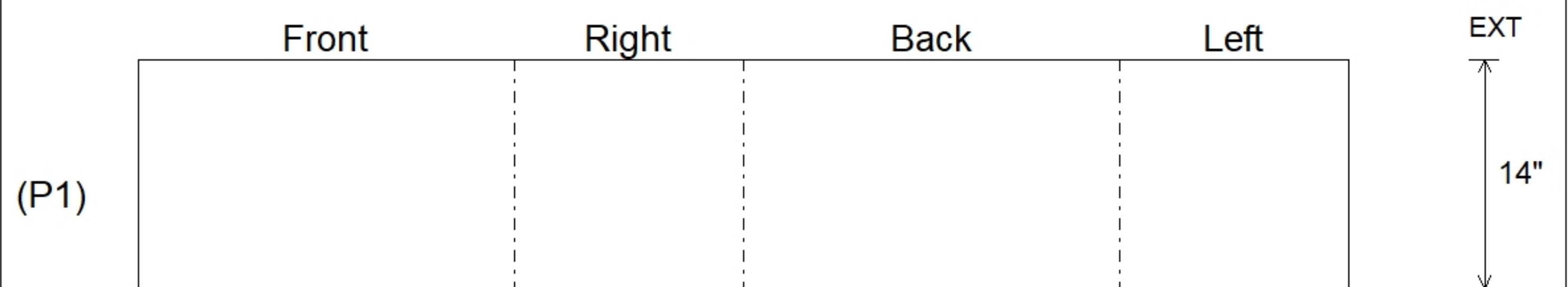
STRUCTURE SUMMARY:
 P1) 23" x 14" - SLOPED BOX INLET/OUTLET TYPE 1 - 23" x 14" 4639 lb
 Structure Total: 4639 lb



Position	Elev	Angle	Pipe	Pipe OD	Hole	Connector	Up ()	Ref
Rim	2'							
Reducer								
Invert 1								
Invert 2								
Invert 3								
Invert 4								
Invert 5								
Invert 6								
Invert 7								
Invert 8								



Default - Interior Dimensions



Submittal Drawing
 4/10/2026 10:01:38 AM

SUBMITTAL
 APPROVED BY: