

Job Name: 25-1965 ACEE'S MARKET & DELI  
 Job Location: Fulton, KY  
 Contractor: Rinker Underground

Plant: Beaver Dam

12/2/2025 7:53:21 AM

Tech: J. Coppage

PC: J.Jarvis



**Structure ID: ST 9**

**P1 BX2460-08BAVF**

**BOX BASE 8inW, 8inF, Variable Ht**

- P2) 24" x 60" - CB INLET KY A 5' TOP LEFT - 10"
- P1) 24" x 60" - BOX BASE 8inW, 8inF, Variable Ht - 44"
- 1) CASTING - HOE KY-206 F/C (KY TY1)
- 1) 24" x 60" - Conseal CS-102 1.00"
- 1) SQ. Hole - 20"x20"
- 1) SQ. Hole - 12"x12"
- 1) Horiz Slot - 60"x8"

- 1895 lb Structure Notes:  
 7292 lb 1. PER KYTC CBI TYPE A 5' (MOD) / ASTM C913 SPEC'S  
 206 lb 2. CONCRETE = 4,000 PI AT 28 DAYS  
 0 lb 3. REINFORCING PER ASTM A615 (GRADE 60)  
 0 lb - TOP PHASE TOP (As .62) #5 BARS AT 6" C.C.E.W.  
 0 lb - WALLS & FLOOR (As .31) #5 BARS AT 12" C.C.E.W.  
 0 lb 4. HOE KY-206 PROVIDED BY ICAST  
 9393 lb 5. #5 BAR @ 12" C.C. TO BE STUBBED OUT  
 OF 8" DEEP THROAT (INVERT 3) FOR  
 GUTTER POUR TIE-IN

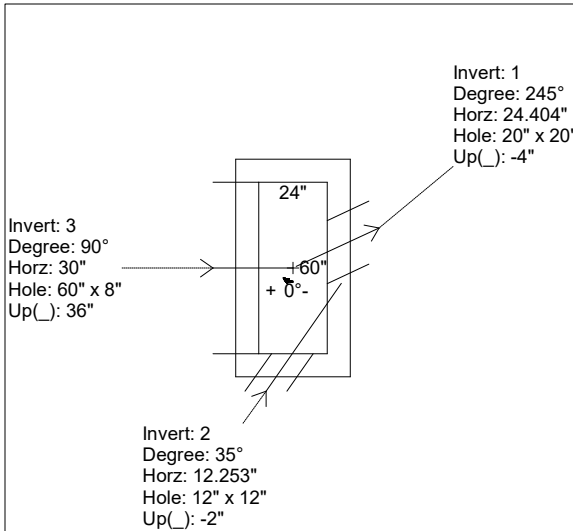
Structure Total: 9393 lb

**FIRST POUR DRAWING**

Rim: 415.58' Rim to Invert: 4.5' Slack: 0" Sump: 0" Step Position:

Position	Elev	Angle	Ext. (cw)	Pipe	Pipe OD	Connector	Hole	Horz Size	Up ( )	Offset
Invert 1	411.08'	245°	28.674"	12" RCP B WALL	16"	SQ. Hole 20"x20"	20" x 20"	22.068"	-4"	0"
Invert 2	411.08'	35°	25.855"	8" PVC SDR26	8.5"	SQ. Hole 12"x12"	12" x 12"	14.649"	-2"	-17"
Invert 3	414.08'	90°	38"	60" x 8" Horiz Slot	60" x 8"	Horiz Slot 60"x8"	60" x 8"	60"	36"	0"
Invert 4										
Invert 5										
Invert 6										
Invert 7										
Invert 8										

**RIGHT-SIDE UP VIEW (int. dimensions)**



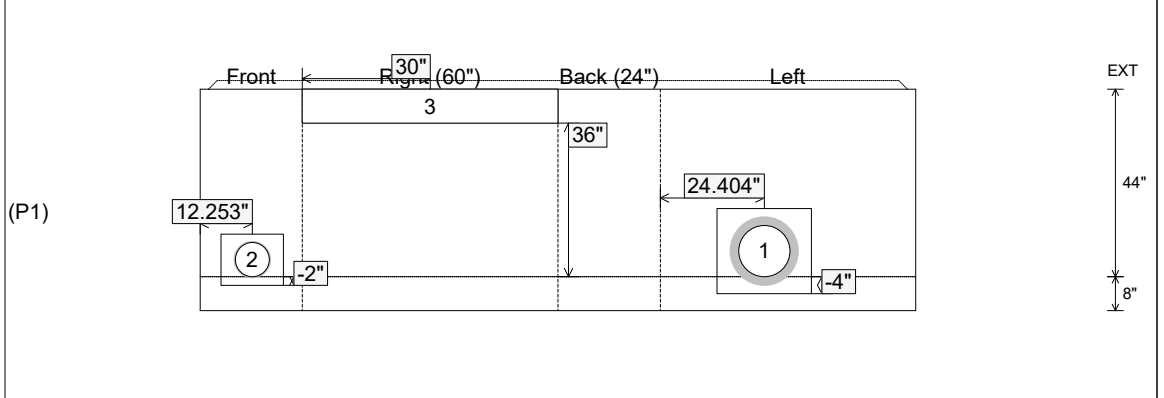
**WEIGHTS:**

**FIRST POUR - 2,041 LBS.**

**SECOND POUR - 5,251 LBS.**

**TOTAL - 7,292 LBS.**

**INSIDE WALL DIMENSIONS**



Coating (Int): Coating (Ext):	Seam Up: Tongue Seam Dn: n/a	Wall Thickness: 8" Floor Height: 8"	Height (Int): 44" Height (Ext): 52"	Weight (Net): 7292 lb Volume (Net): 1.86cu.yd
----------------------------------	---------------------------------	--	--	--

Job Name: 25-1965 ACEE'S MARKET & DELI  
 Job Location: Fulton, KY  
 Contractor: Rinker Underground

Plant: Beaver Dam

12/2/2025 7:53:21 AM

Tech: J. Coppage

PC: J.Jarvis



**Structure ID: ST 9**

**P1 BX2460-08BAVF**

**BOX BASE 8inW, 8inF, Variable Ht**

- P2) 24" x 60" - CB INLET KY A 5' TOP LEFT - 10"
- P1) 24" x 60" - BOX BASE 8inW, 8inF, Variable Ht - 44"
- 1) CASTING - HOE KY-206 F/C (KY TY1)
- 1) 24" x 60" - Conseal CS-102 1.00"
- 1) SQ. Hole - 20"x20"
- 1) SQ. Hole - 12"x12"
- 1) Horiz Slot - 60"x8"

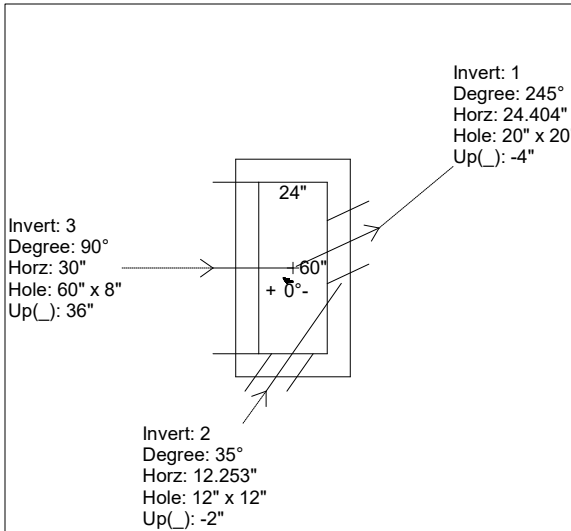
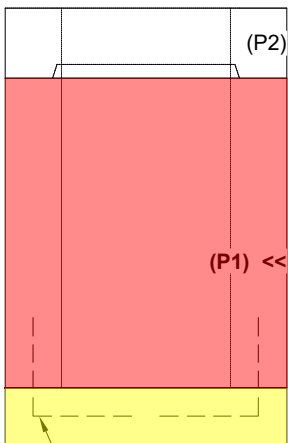
- 1895 lb  
7292 lb  
206 lb  
0 lb  
0 lb  
0 lb  
0 lb
- Structure Total: 9393 lb
- Structure Notes:**
1. PER KYTC CBI TYPE A 5' (MOD) / ASTM C913 SPEC'S
  2. CONCRETE = 4,000 PI AT 28 DAYS
  3. REINFORCING PER ASTM A615 (GRADE 60)
    - TOP PHASE TOP (As .62) #5 BARS AT 6" C.C.E.W.
    - WALLS & FLOOR (As .31) #5 BARS AT 12" C.C.E.W.
  4. HOE KY-206 PROVIDED BY ICAST
  5. #5 BAR @ 12" C.C. TO BE STUBBED OUT OF 8" DEEP THROAT (INVERT 3) FOR GUTTER POUR TIE-IN

**SECOND POUR DRAWING**

Rim: 415.58' Rim to Invert: 4.5' Slack: 0" Sump: 0" Step Position:

Position	Elev	Angle	Ext. (cw)	Pipe	Pipe OD	Connector	Hole	Horz Size	Up ( )	Offset
Invert 1	411.08'	245°	28.674"	12" RCP B WALL	16"	SQ. Hole 20"x20"	20" x 20"	22.068"	-4"	0"
Invert 2	411.08'	35°	25.855"	8" PVC SDR26	8.5"	SQ. Hole 12"x12"	12" x 12"	14.649"	-2"	-17"
Invert 3	414.08'	90°	38"	60" x 8" Horiz Slot	60" x 8"	Horiz Slot 60"x8"	60" x 8"	60"	36"	0"
Invert 4										
Invert 5										
Invert 6										
Invert 7										
Invert 8										

**RIGHT-SIDE UP VIEW (int. dimensions)**



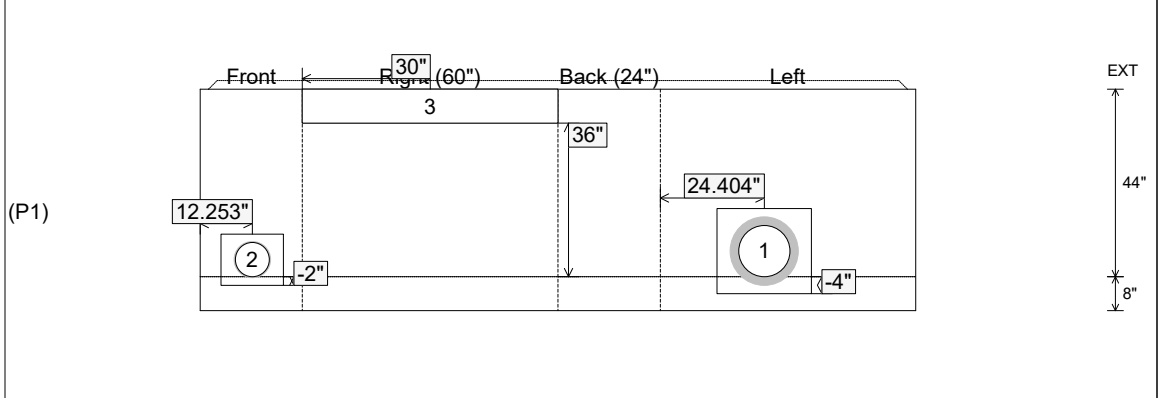
**WEIGHTS:**

**FIRST POUR - 2,041 LBS.**

**SECOND POUR - 5,251 LBS.**

**TOTAL - 7,292 LBS.**

**INSIDE WALL DIMENSIONS**



Coating (Int): Coating (Ext):	Seam Up: Tongue Seam Dn: n/a	Wall Thickness: 8" Floor Height: 8"	Height (Int): 44" Height (Ext): 52"	Weight (Net): 7292 lb Volume (Net): 1.86cu.yd
----------------------------------	---------------------------------	--	--	--