

**Job Name: 25-1965 ACEE'S MARKET & DELI**  
**Job Location: Fulton, KY**  
**Contractor: Rinker Underground**

PC: J.Jarvis  
 TECH: J. Coppage  
 Plant: Beaver Dam



Structure ID: **ST 13**  
 Spec: Storm  
 Type: BX 8inW, 8inF  
 Size: 24" x 36"

Rim: 413.24'  
 Invert: 412.2'  
 Rim to Invert: 1.04'

Sump: 0"  
 Floor (Top): 412.2'  
 Floor Height: 8"

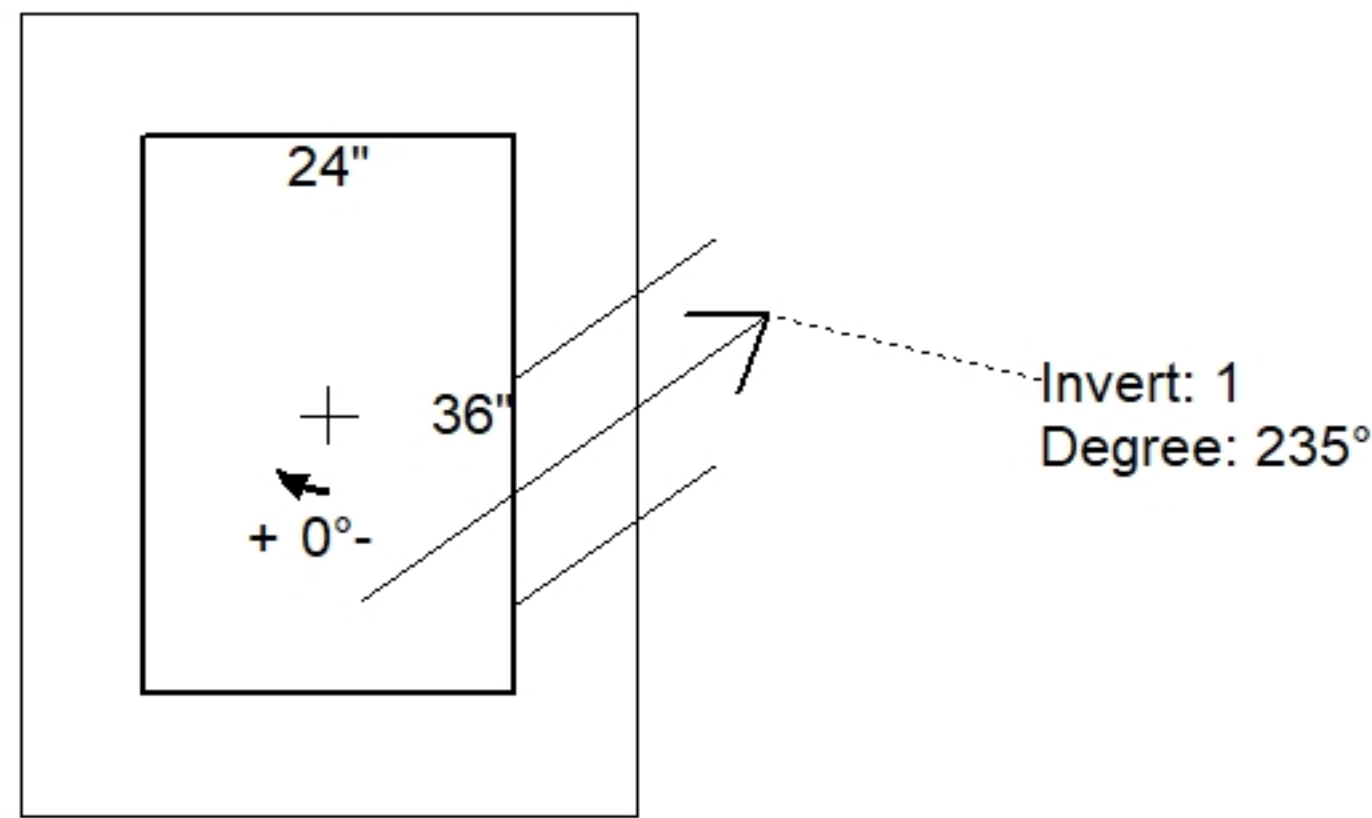
Floor (Bot): 411.533'  
 Overall Height: 1.667'  
 Slack: 0.48"

Structure Notes:

1. PER ASTM C913 SPECIFICATIONS.
2. CONCRETE = 4,000 PSI AT 28 DAYS.
3. (HOE 518 PROVIDED BY OTHERS)
4. REINFORCING PER ASTM A615 (GRADE 60).
  - TOP SLAB (As .62) #5 BARS AT 6" C.C.E.W.
  - WALLS (As .12) #5 BARS AT 12" C.C.E.W.
  - FLOOR (As .12) #5 BARS AT 12" C.C.E.W.

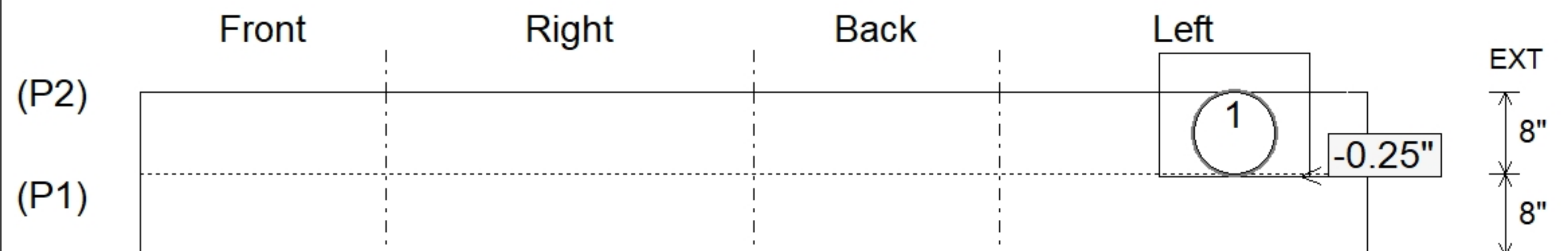
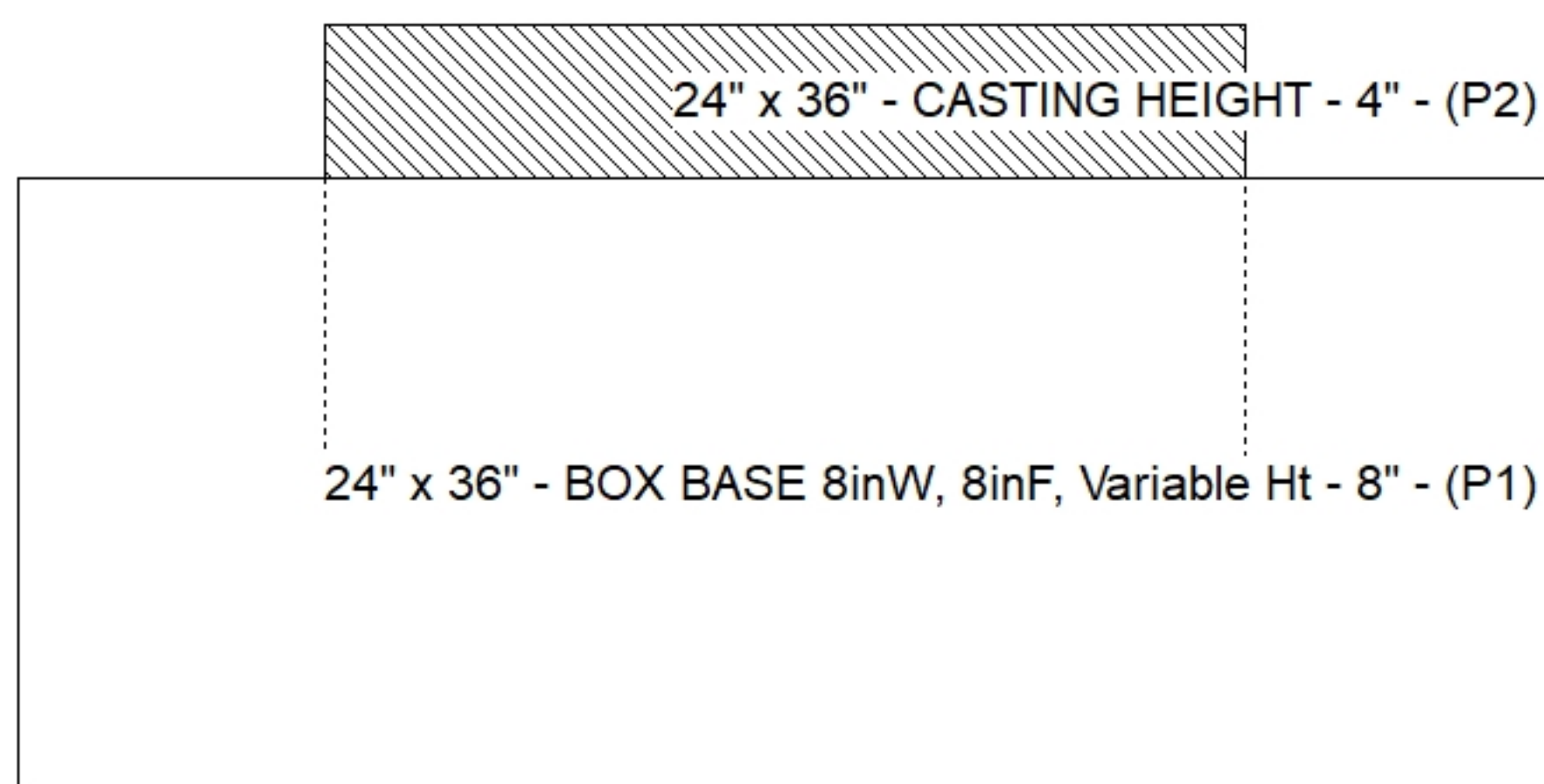
STRUCTURE SUMMARY:

P2) 24" x 36" - CASTING HEIGHT - 4" 0 lb  
 P1) 24" x 36" - BOX BASE 8inW, 8inF, Variable Ht - 8" 2131 lb  
 1) 24" x 36" - SGL 1"x14.5' Butyl 0 lb  
 1) SQ. Hole - 12"x12" 0 lb  
 Structure Total: 2131 lb



| Position | Elev    | Angle | Pipe         | Pipe OD | Hole      | Connector        | Up (") | Ref |
|----------|---------|-------|--------------|---------|-----------|------------------|--------|-----|
| Rim      | 413.24' |       |              |         |           |                  |        |     |
| Reducer  |         |       |              |         |           |                  |        |     |
| Invert 1 | 412.2'  | 235°  | 8" PVC SDR26 | 8.5"    | 12" x 12" | SQ. Hole 12"x12" | -0.25" | P1  |
| Invert 2 |         |       |              |         |           |                  |        |     |
| Invert 3 |         |       |              |         |           |                  |        |     |
| Invert 4 |         |       |              |         |           |                  |        |     |
| Invert 5 |         |       |              |         |           |                  |        |     |
| Invert 6 |         |       |              |         |           |                  |        |     |
| Invert 7 |         |       |              |         |           |                  |        |     |
| Invert 8 |         |       |              |         |           |                  |        |     |

**Default - Interior Dimensions**



Submittal Drawing  
 12/2/2025 10:10:49 AM

SUBMITTAL  
 APPROVED BY: