

Job Name: 25-1965 ACEE'S MARKET & DELI  
 Job Location: Fulton, KY  
 Contractor: Rinker Underground

Plant: Beaver Dam

12/2/2025 7:53:27 AM

Tech: J. Coppage

PC: J. Jarvis



**Structure ID: ST 13**

**P1 BX2436-08BVF**

**BOX BASE 8inW, 8inF, Variable Ht**

- P2) 24" x 36" - CASTING HEIGHT - 4"
- P1) 24" x 36" - BOX BASE 8inW, 8inF, Variable Ht - 8"
- 1) 24" x 36" - SGL 1"x14.5' Butyl
- 1) SQ. Hole - 12"x9"

0 lb  
 2131 lb  
 0 lb  
 0 lb  
 -----  
 Structure Total: 2131 lb

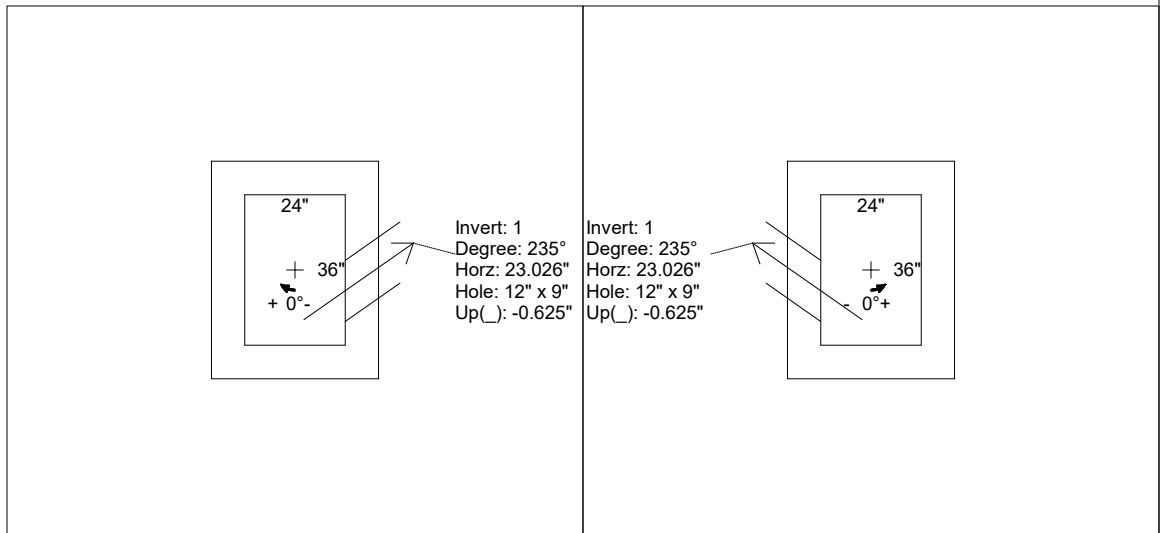
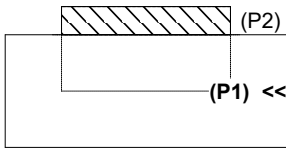
- Structure Notes:**
1. PER ASTM C913 SPECIFICATIONS.
  2. CONCRETE = 4,000 PSI AT 28 DAYS.
  3. (HOE 518 PROVIDED BY OTHERS)
  4. REINFORCING PER ASTM A615 (GRADE 60).  
 - TOP SLAB (As .62) #5 BARS AT 6" C.C.E.W.  
 - WALLS (As .12) #5 BARS AT 12" C.C.E.W.  
 - FLOOR (As .12) #5 BARS AT 12" C.C.E.W.

Rim: 413.24' Rim to Invert: 1.04' Slack: 0.48" Sump: 0" Step Position:

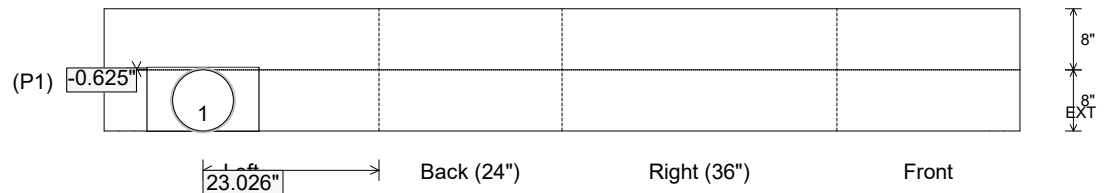
Position	Elev	Angle	Ext. (cw)	Pipe	Pipe OD	Connector	Hole	Horz Size	Up ( )	Offset
Invert 1	412.2'	235°	25.424"	8" PVC SDR26	8.5"	SQ. Hole 12"x9"	12" x 9"	14.649"	-0.625"	11"
Invert 2										
Invert 3										
Invert 4										
Invert 5										
Invert 6										
Invert 7										
Invert 8										

RIGHT-SIDE UP VIEW (int. dimensions)

UPSIDE-DOWN VIEW (int. dimensions)



INSIDE WALL DIMENSIONS



Coating (Int):  
 Coating (Ext):

Seam Up: Flat  
 Seam Dn: n/a

Wall Thickness: 8"  
 Floor Height: 8"

Height (Int): 8"  
 Height (Ext): 16"

Weight (Net): 2131 lb  
 Volume (Net): 0.54cu.yd