

Job Name: 25-1965 ACEE'S MARKET & DELI
 Job Location: Fulton, KY
 Contractor: Rinker Underground

Plant: Beaver Dam

Tech: J. Coppage

12/2/2025 7:53:25 AM

PC: J. Jarvis



Structure ID: ST 12

P1 BX2436-08BVF

BOX BASE 8inW, 8inF, Variable Ht

- P3) 24" x 36" - CASTING HEIGHT - 4"
- P2) 24" x 36" - GRADE RING - 4"
- P1) 24" x 36" - BOX BASE 8inW, 8inF, Variable Ht - 16"
- 2) 24" x 36" - SGL 1"x14.5' Butyl
- 1) SQ. Hole - 20"x20"
- 1) SQ. Hole - 16"x16"

- Structure Notes:**
1. PER ASTM C913 SPECIFICATIONS.
 2. CONCRETE = 4,000 PSI AT 28 DAYS.
 3. JR HOE HOE-518 PROVIDED BY ICAST.
 4. REINFORCING PER ASTM A615 (GRADE 60).
 - TOP SLAB (As .62) #5 BARS AT 6" C.C.E.W.
 - WALLS (As .12) #5 BARS AT 12" C.C.E.W.
 - FLOOR (As .12) #5 BARS AT 12" C.C.E.W.

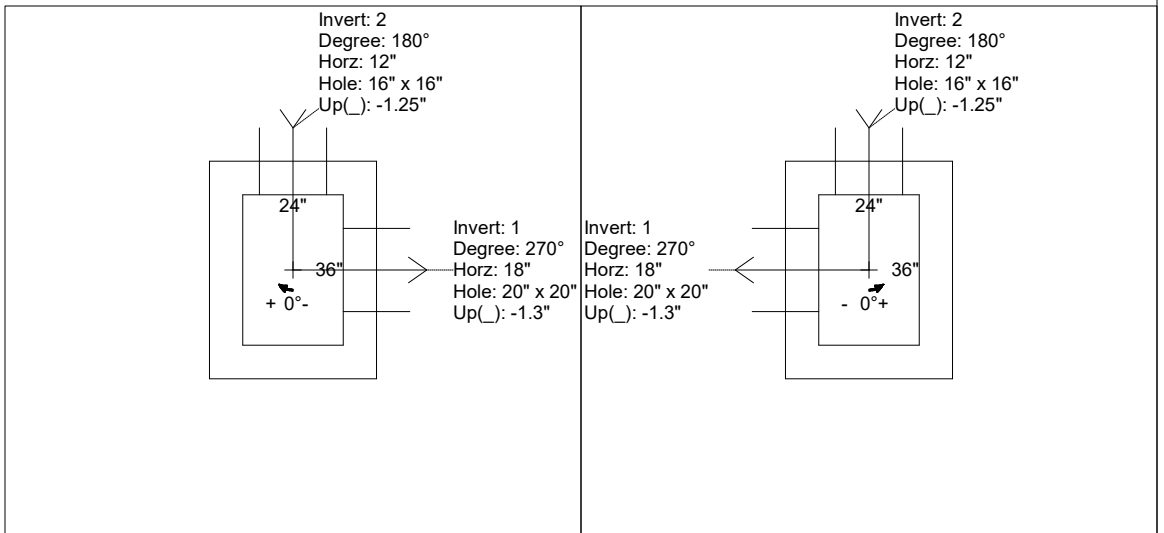
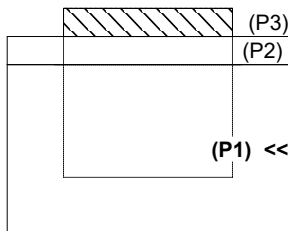
Structure Total: 2997 lb

Rim: 414' Rim to Invert: 2.05' Slack: 0.6" Sump: 0" Step Position:

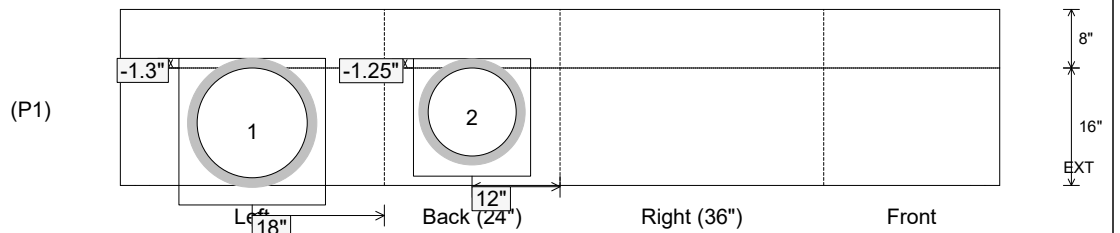
Position	Elev	Angle	Ext. (cw)	Pipe	Pipe OD	Connector	Hole	Horz Size	Up ()	Offset
Invert 1	411.95'	270°	26"	15" HDPE	17.6"	SQ. Hole 20"x20"	20" x 20"	20"	-1.3"	0"
Invert 2	411.95'	180°	20"	12" HDPE	14.5"	SQ. Hole 16"x16"	16" x 16"	16"	-1.25"	0"
Invert 3										
Invert 4										
Invert 5										
Invert 6										
Invert 7										
Invert 8										

RIGHT-SIDE UP VIEW (int. dimensions)

UPSIDE-DOWN VIEW (int. dimensions)



INSIDE WALL DIMENSIONS



Coating (Int):
 Coating (Ext):

Seam Up: Flat
 Seam Dn: n/a

Wall Thickness: 8"
 Floor Height: 8"

Height (Int): 16"
 Height (Ext): 24"

Weight (Net): 2625 lb
 Volume (Net): 0.67cu.yd